


# **Knürr Dacobas®**

Control Room Solution  
*Ergonomic, modular, future-proof*





# Knürr Dacobas®

## Applications

Capabilities 2

## Knürr Dacobas® Control Consoles

Strong points	5
Control Desks	6
Side Panels	10
Corners	11
19" Pedestal	12
19" Frame	13
Cabling system	14
Functional Rails	15
Perforated Rear Panel	16

## Knürr Dacobas® Consoles

Circular Console	17
Operator Console	19
Height-Adjustable Control Console	20

## Knürr Dacobas® Desk and workbench systems

Strong points	23
Desk	24
ESD Workstations	25
Desk	26
Combi, add-on desks	30
Mobile PC Workstation	37
Corners	38
Covers	40
Computer Mounting Bracket	41
PC Pedestal	41
Storage Levels	42
Drawer Unit	43
19" Superstructure	45
Mini Distributor	45

## Knürr Dacobas® 19" Racks and Accessories

Strong points	47
---------------	----

## Knürr Dacobas® -Consoles

# Applications and Capabilities

Our ergonomically refined control consoles are used the world over and perform with excellent results in traffic control and airport operations and control centres. The demanding 24-hour operation in such environments is, of course, every bit as demanding on the operators as the technology in use.

The ergonomic workstation is important for the operator, just as the functionality of simple and rapid access is, so that the necessary components for the operation can be exchanged within minutes. This is where Knürr Dacobas® shows its strong points. - A transparent modular structure for creating the efficient interface between the control systems and the people that operate them. A flexible linking of the modules consequently enables the creation of the most diverse workstation environments.



DAC20181





DAC20202

Control and measurement consoles in the process industry are closely linked to the production process, and are therefore often exposed to quite severe conditions. Ergonomics are once again the center of focus in this area, but different technologies are utilized in each production process, and these require a high standard of flexibility with technical integration. This is where Knürr Dacobas® can fully implement the strengths that it has continually further developed over several decades.



KON20050



Knürr Dacobas®

# Control Consoles

A special product area of the Knürr Dacobas® range is dedicated to the technical features of control consoles. This standard range allows most requirements to be covered, especially for RfPs – cost-effective, efficient and with short delivery times.

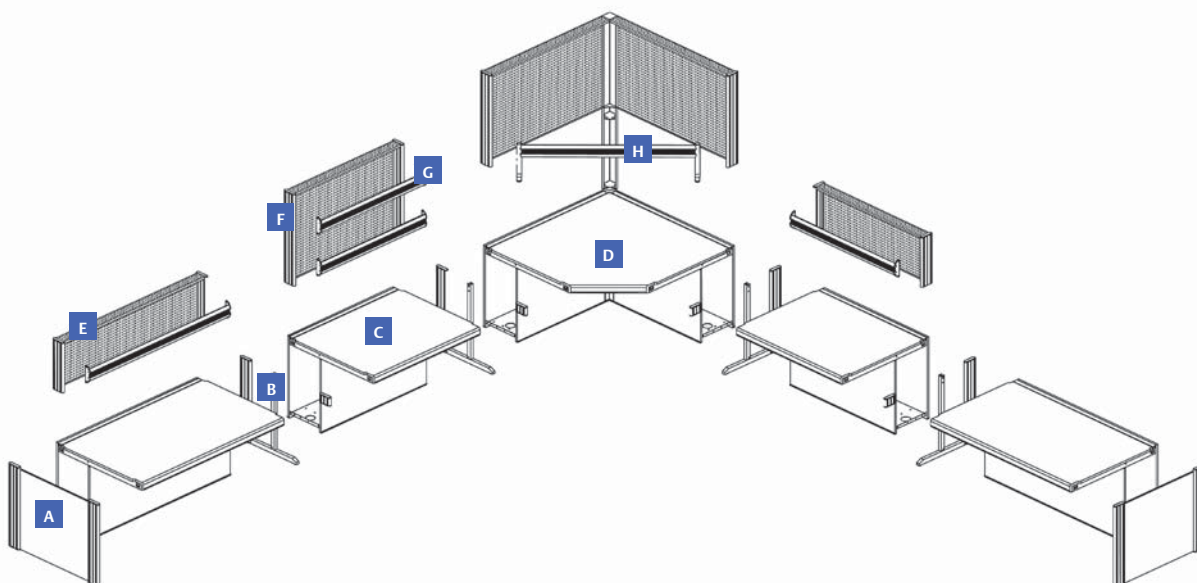
Technical pedestals, lowered monitors, 19" integration, cabling systems, console superstructures and flat screen holders generate an all-inclusive range that covers practically every requirement.

Customer specific requests in excess of our standard product range can be fulfilled by modifying standard articles or by creating bespoke solutions by our Customer Engineering.

## Space management made easy!

Four basic modules enable room layouts for the most diverse applications:

- |  |   |
|--|---|
| <b>A</b> Knürr Dacobas® Closing Side Panel | <b>E</b> Knürr Dacobas® Perforated Rear Panel H450 mm |
| <b>B</b> Knürr Dacobas® Link-Up Side Panel | <b>F</b> Knürr Dacobas® Perforated Rear Panel H830 mm |
| <b>C</b> Knürr Dacobas® Worktop            | <b>G</b> Knürr Dacobas® Functional Rail               |
| <b>D</b> Knürr Dacobas® Corner             | <b>H</b> Knürr Dacobas® Functional Rail Corner        |







1 KON20034



2 KON20035



3 KON00099



4 DAC00387



5 KON20038 / KON20039



6 KON20040



7 KON20041



8 KON20042



9 KON20043

## Knürr Dacobas® Control Consoles Strong points

### 1 Ergonomics

Full front cover provides modesty screen for the leg area. The ergonomic leg space enables free movement of the chair in the link-up area.

Spacious desk depth of 1000 mm for setting up 550 mm (21") monitors.

### 2 Cable routing

For cabling and installation of equipment, front and rear covers completely removed.

3 Simple and dust protected cable entry from above in the cable duct. Brush strip across the entire desk width.

4 Additional work and storage surfaces are created with desktop superstructures. A simple plug/screw connection enables vertical link-up for workstation superstructures, e.g. a second working level, lighting fixtures or rear panel.

### 5 Cable management

Separate horizontal and vertical cable routing in cable basket trays and cable routing rings. Easy cabling also via corner components.

6 The technical pedestal with a depth of 350 mm provides the option of integrating computers, mounting panels and 19" components.

7 Cable duct bottom opening of the double base in the technical pedestal or through the brush strip in the 19" pedestal. Optional ventilation in the covers.

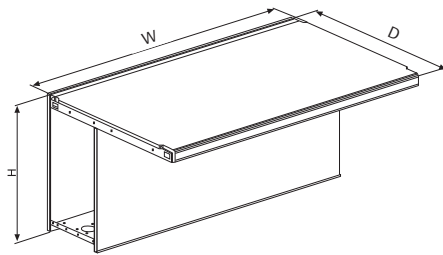
### 8 19" Pedestal

Small smaract cabinet<sup>2</sup> with glass door and 19" extrusions for installing 19" components. Adapter for installing a lockable drawer, can also be mounted later on.

### 9 Drawer unit

Mobile drawer unit, 50/3x150 mm or 50/150/300 mm, can be positioned anywhere.





KON20027

## Knürr Dacobas® Control Desk

### Level working surface, one-piece front and rear covers

- Working level with full-cover worktop
- Control desk frame with integrated front and rear panel mounting
- Technical pedestal accessible from front and rear, clear depth - 350 mm
- Cable routing possible from above in the cable duct across the entire desk width
- Dust protection in the cable routing area with brush strip
- The technical pedestal is open on the side with link-up for horizontal cabling
- Full front and rear cover can be removed from the technical pedestal
- Technical bottom cover with cable entry, diameter 80 mm
- Technical bottom cover prepared for 19" frame mounting
- Prepared for socket strip

#### Load rating

- 1500 N (static surface load)

#### Standards

- DIN 68761 for worktop
- EN 438 HGS class for high pressure plastic laminate

#### Material / Finish

- Worktop: three layer particle board, FP/Y E1 version, fire protection class B2
- Worktop coating: high pressure plastic laminate
- Desk frame: sheet steel, zinc passivated
- Front and rear covers: three layer particle board, FP/Y E1 version, directly coated, fire protection class B2
- Technical bottom cover, powder-coated texture

#### Colour

- Worktop, front and rear covers: RAL 7035 light-grey
- Technical bottom cover, RAL 9011 graphite black

#### Supply schedule

- 1 Worktop with brush strip
- 1 Desk frame
- 1 Front cover
- 1 Rear cover
- 1 Mounting instructions
- Mounting material

#### How supplied

- Pre-assembled in modules

#### Note

- Please order socket strips separately
- The "push-lock" of the front and rear covers can be exchanged with a lock on request

W	H	D	Order no.	UP
630	750	1000	01.315.010.1	1 unit
830	750	1000	01.315.011.1	1 unit
1030	750	1000	01.315.012.1	1 unit
1230	750	1000	01.315.013.1	1 unit
1430	750	1000	01.315.014.1	1 unit
1630	750	1000	01.315.015.1	1 unit
1830	750	1000	01.315.016.1	1 unit
2030	750	1000	01.315.017.1	1 unit

## INFO

### Please Note:

Further surface/color combination on request.  
E.g.: Profiles RAL 7021 (dark grey) combined with maple or beech worktops.  
**Please ask for details!**

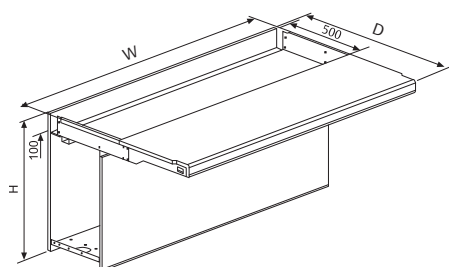
Dimensions in mm: W= Width  
H = Height  
D = Depth  
h = Installation height  
d = Useful depth  
L = Length

HU = Standard height unit, 1 HU = 44.45 mm  
19"= 482.6 mm, (ideal for 19" components in acc. with DIN 41494)  
UP = Unit of packaging

Conversion: 1 inch = 25,4 mm

Replace „x“ with the number of your color choice





KON20026

## Knürr Dacobas® Control Desk

### Lowered monitor surface, one-piece front and rear covers

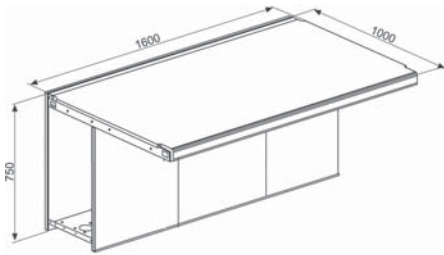
- Working level with worktop and lowered monitor level
  - Control desk frame with integrated front and rear panel mounting
  - Lowered monitor level with cable entry for mouse and keyboard
  - Cable routing possible from above in the cable duct across the entire desk width
  - Dust protection in the cable routing area with brush strip
  - Technical pedestal accessible from front and rear, clear depth -350 mm
  - The technical pedestal is open on the side with link-up for horizontal cabling
  - Full front and rear cover can be removed from the technical pedestal
  - Technical bottom cover with cable entry, diameter 80 mm
  - Technical bottom cover prepared for 19" frame mounting
  - Prepared for socket strip
- Worktop: three layer particle board, FP/Y E1 version, fire protection class B2
  - Worktop coating: high pressure plastic laminate
  - Desk frame: sheet steel, zinc passivated
  - Monitor trough, sheet steel, powder-coated texture
  - Front and rear covers: three layer particle board, FP/Y E1 version, directly coated, fire protection class B2
  - Technical bottom cover, powder-coated texture
- Colour**
- Worktop, front and rear covers: RAL 7035 light-grey
  - Monitor trough, RAL 7035 light-grey
  - Technical bottom cover, RAL 9011 graphite black
- Supply schedule**
- 1 Worktop
  - 1 Monitor trough with brush strip
  - 1 Desk frame
  - 1 Front cover
  - 1 Rear cover
  - 1 Mounting instructions
  - Mounting material
- How supplied**
- Pre-assembled in modules

- Load rating**
- Worktop, 1500 N (static surface load)
  - Monitor trough, 750 N (static surface load)
- Standards**
- DIN 68761 for worktop
  - EN 438 HGS class for high pressure plastic laminate
  - Material / Finish

- Note**
- Please order socket strips separately
  - The "push-lock" of the front and rear covers can be exchanged with a lock on request

W	H	D	Order no.	UP
630	750	1000	01.315.020.1	1 unit
830	750	1000	01.315.021.1	1 unit
1030	750	1000	01.315.022.1	1 unit
1230	750	1000	01.315.023.1	1 unit
1430	750	1000	01.315.024.1	1 unit
1630	750	1000	01.315.025.1	1 unit
1830	750	1000	01.315.026.1	1 unit
2030	750	1000	01.315.027.1	1 unit





KON20067

## Knürr Dacobas® Control Desk

### Level working surface, several-piece front and rear covers

- Working level with full-cover worktop
- Control desk frame with integrated front and rear panel mounting
- Technical pedestal accessible from front and rear, clear depth -350 mm
- Cable routing possible from above in the cable duct across the entire desk width
- Dust protection in the cable routing area with brush strip
- The technical pedestal is open on the side with link-up for horizontal cabling
- Several-piece front and rear cover can be removed from the technical pedestal
- Technical bottom cover with cable entry, diameter 80 mm
- Technical bottom cover prepared for 19" frame mounting
- Prepared for socket strip

#### Load rating

- 1500 N (static surface load)

#### Standards

- DIN 68761 for worktop
- EN 438 HGS class for high pressure plastic laminate

#### Material / Finish

- Worktop: three layer particle board, FP/Y E1 version, fire protection class B2
- Worktop coating: high pressure plastic laminate
- Desk frame: sheet steel, zinc passivated
- Front and rear covers: three layer particle board, FP/Y E1 version, directly coated, fire protection class B2
- Technical bottom cover, powder-coated texture

#### Colour

- Worktop, front and rear covers: RAL 7035 light-grey
- Technical bottom cover, RAL 9011 graphite black

#### Supply schedule

- 1 Worktop with brush strip
- 1 Desk frame
- Several-piece front cover
- Several-piece rear cover
- 1 Mounting instructions
- Mounting material

#### How supplied

- Pre-assembled in modules

#### Note

- Please order socket strips separately
- The "push-lock" of the front and rear covers can be exchanged with a lock on request

W	H	D	Front cover in sections	Rear cover in sections	Order no.	UP
830	750	1000	2	1	01.315.031.1	1 unit
1030	750	1000	2	2	01.315.032.1	1 unit
1230	750	1000	2	2	01.315.033.1	1 unit
1430	750	1000	3	3	01.315.034.1	1 unit
1630	750	1000	3	3	01.315.035.1	1 unit
1830	750	1000	3	3	01.315.036.1	1 unit
2030	750	1000	3	3	01.315.037.1	1 unit

## INFO

### Please Note:

Further surface/color combination on request.  
E.g.: Profiles RAL 7021 (dark grey) combined with maple or beech worktops.  
**Please ask for details!**

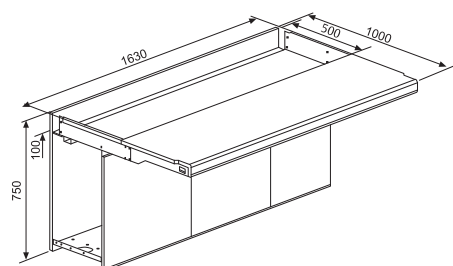
Dimensions in mm: W= Width  
H = Height  
D = Depth  
h = Installation height  
d = Useful depth  
L = Length

HU = Standard height  
unit, 1 HU = 44.45 mm  
19"= 482.6 mm,  
(ideal for 19" components  
in acc. with DIN 41494)  
UP = Unit of packaging

Conversion: 1 inch = 25,4 mm

Replace „x“ with the number of your  
color choice





KON20066

## Knürr Dacobas® Control Desk

### Lowered monitor surface, several-piece front and rear covers

- Working level with worktop and lowered monitor level
- Control desk frame with integrated front and rear panel mounting
- Lowered monitor level with cable entry for mouse and keyboard
- Cable routing possible from above in the cable duct across the entire desk width
- Dust protection in the cable routing area with brush strip
- Technical pedestal accessible from front and rear, clear depth -350 mm
- The technical pedestal is open on the side with link-up for horizontal cabling
- Several-piece front and rear cover can be removed from the technical pedestal
- Technical bottom cover with cable entry, diameter 80 mm
- Technical bottom cover prepared for 19" frame mounting
- Prepared for socket strip

#### Load rating

- 1500 N (static surface load)
- 750 N (static surface load) for monitor level

#### Standards

- DIN 68761 for worktop
- EN 438 HGS class for high pressure plastic laminate

#### Material / Finish

- Worktop: three layer particle board, FP/Y E1 version, fire protection class B2
- Worktop coating: high pressure plastic laminate
- Desk frame: sheet steel, zinc passivated
- Monitor trough, sheet steel, powder-coated texture
- Front and rear covers: three layer particle board, FP/Y E1 version, directly coated, fire protection class B2
- Technical bottom cover, powder-coated texture

#### Colour

- Worktop, front and rear covers: RAL 7035 light-grey
- Monitor trough, RAL 7035 light-grey
- Technical bottom cover, RAL 9011 graphite black

#### Supply schedule

- 1 Worktop
- 1 Monitor trough with brush strip
- 1 Desk frame
- Several-piece front cover
- Several-piece rear cover
- 1 Mounting instructions
- Mounting material

#### How supplied

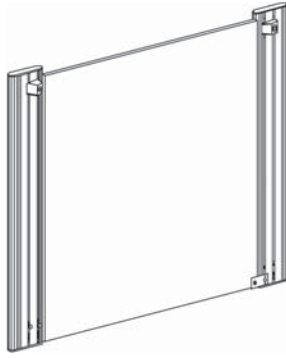
Pre-assembled in modules

#### Note

- Please order socket strips separately
- The "push-lock" of the front and rear covers can be exchanged with a lock on request

W	H	D	Front cover in sections	Rear cover in sections	Order no.	UP
830	750	1000	2	1	01.315.041.1	1 unit
1030	750	1000	2	2	01.315.042.1	1 unit
1230	750	1000	2	2	01.315.043.1	1 unit
1430	750	1000	3	3	01.315.044.1	1 unit
1630	750	1000	3	3	01.315.045.1	1 unit
1830	750	1000	3	3	01.315.046.1	1 unit
2030	750	1000	3	3	01.315.047.1	1 unit





KON20025

## Knürr Dacobas® Control Desk End Side Panel

- Side panel for closing off control console desks, straight and lowered.

### Material / Finish

- Desk leg, extruded aluminium, powder-coated texture
- Side panel, three layer particle board, FP/Y E1 version, directly coated, fire protection class B2
- Retaining plate, sheet steel, powder-coated texture

### Colour

- Desk leg and retaining plate: RAL 5008 grey blue
- Side panel: RAL 7035 light-grey

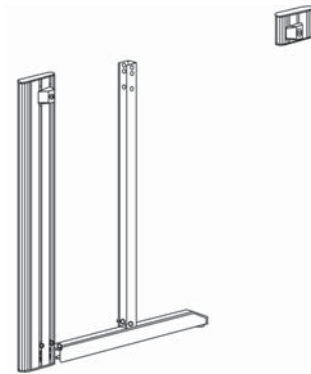
### Supply schedule

- 2 Desk legs with cover components
- 1 Side panel
- 1 Side panel retaining plate

### How supplied

Pre-assembled

W	H	D	Order no.	UP
750	1000		01.315.000.1	1 unit



KON20024

## Knürr Dacobas® Control Desk Link-Up Side Panel

- Link-up side panel for closing off control console desks, straight and lowered.

### Material / Finish

- Desk leg, extruded aluminium, powder-coated texture
- Foot stabilizer and support extrusion, powder-coated texture

### Supply schedule

- 1 Desk leg and link-up extrusion
- 1 Foot stabilizer
- 1 Support extrusion
- Mounting material

### How supplied

Pre-assembled

### Colour

- Desk leg and foot stabilizer: RAL 5008 grey blue
- Support extrusion, RAL 7035 light-grey

W	H	D	Order no.	UP
750	1000		01.315.001.1	1 unit

## INFO

### Please Note:

Further surface/color combination on request.

E.g.: Profiles RAL 7021 (dark grey) combined with maple or beech worktops.

**Please ask for details!**

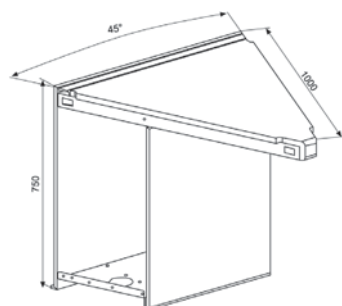
Dimensions in mm: W= Width  
H = Height  
D = Depth  
h = Installation height  
d = Useful depth  
L = Length

HU = Standard height unit, 1 HU = 44.45 mm  
19" = 482.6 mm, (ideal for 19" components in acc. with DIN 41494)  
UP = Unit of packaging

Conversion: 1 inch = 25,4 mm

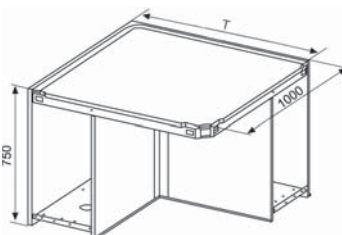
Replace „x“ with the number of your color choice





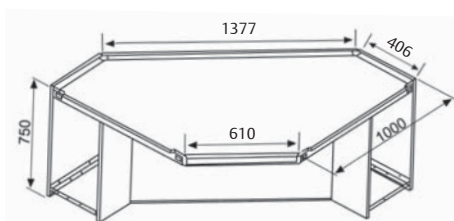
KON20028

45° Corner



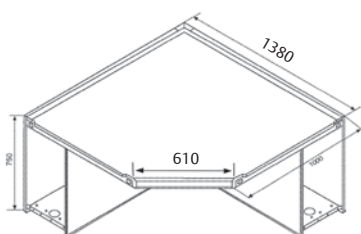
KON20029

90° Wall corner



KON20030

90° Trapezoid corner



KON20068

90° Trapezoid wall corner

## Knürr Dacabas® Control Consoles

### Control console corner

- Level corner panel
- Corner frame with integrated front and rear panel mounting
- Technical pedestal accessible from front and rear, clear depth -350 mm
- Extensive cable routing possible from above in the cable duct
- Dust protection in the cable routing area with brush strip
- The pedestal is open on the side with link-up for horizontal cabling
- Full front and rear cover can be removed from the pedestal
- Bottom cover with cable entry, diameter 80 mm
- Technical bottom cover prepared for 19" frame mounting
- Prepared for socket strip

#### Load rating

- 750 N (static surface load)

#### Standards

- DIN 68761 for corner panel
- EN 438 HGS class for high pressure plastic laminate

#### Material / Finish

- Corner panel: three layer particle board, FP/Y E1 version, fire protection class B2
- Corner panel coating: with high pressure plastic laminate
- Corner frame: sheet steel, zinc passivated, powder-coated
- Front and rear covers: three layer particle board, FP/Y E1 version, directly coated, fire protection class B2
- Bottom cover, powder-coated texture

#### Colour

- Worktop, front and rear covers: RAL 7035 light-grey
- Corner frame and technical bottom cover: RAL 9011, graphite black

#### Supply schedule, 45° corner

- 1 Corner panel with brush strip
- 1 Corner frame
- 1 Front cover
- 1 Rear cover
- Bottom cover
- 1 Mounting instructions
- Mounting material

#### Supply schedule, 90° wall corner

- 1 Corner panel with brush strip
- 1 Corner frame
- 2 Front covers
- 2 Rear covers
- 1 Support extrusion
- 2 Bottom covers
- 1 Mounting instructions
- Mounting material

#### Supply schedule, 90° trapezoid corner

- 1 Corner panel with brush strip
- 1 Corner frame
- 1 Front cover, removable
- 2 Front covers, fixed
- 1 Rear cover, removable
- 2 Rear covers, fixed
- Bottom cover
- 1 Mounting instructions
- Mounting material

#### Supply schedule, 90° trapezoid wall corner

- 1 Corner panel with brush strip
- 1 Corner frame
- 2 Front covers
- 2 Rear covers
- 2 Bottom covers
- 1 Mounting instructions
- 1 Support profile
- Mounting material

#### How supplied

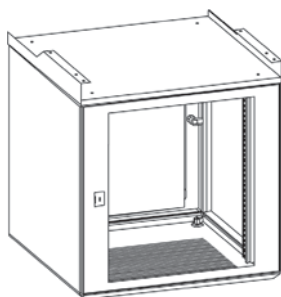
- Pre-assembled in modules

#### Note

- Please order socket strips separately
- The "push-lock" of the front and rear covers can be exchanged with a lock on request

D	Model	Order no.	UP
1000	45° Corner	01.315.005.1	1 unit
1000	90° Wall corner	01.315.007.1	1 unit
1000	90° Trapezoid corner	01.315.002.1	1 unit
1000	90° Trapezoid wall corner	01.315.003.1	1 unit





KON20031

## Knürr Dacobas® 19" Pedestal, Smaract 12 HU, with glass doors and open shelf

- 19" Pedestal, installation height, 12 HU
- With glass doors at the front
- 19" T-slot extrusion for variable mounting of installation components
- Cable routing at the rear with brush strip for cable port in the technical pedestal
- Open shelf, top, prepared for mounting drawer
- For components in accordance with IEC 297-3
- Removable covers

### Material

- Extruded aluminium
- Corner connector, die-cast aluminium
- Covers and open shelf, sheet steel, powder-coated texture
- Front doors, sheet steel with single safety glass panel, opening angle, more than 180°
- Rear doors, sheet steel with brush strip

### Load rating

- 750 N (static surface load)

### Model

IP 20

### Space solution

- 82% of the basic surface can be used as space for installation and cable routing

### Finish

- Basic rack, polished
- Covers, open shelf, front and rear doors, RAL 7035 light-grey

### Supply schedule

- 1 Basic rack
- 2 Side panels, closed, both sides, hinged
- 1 Open shelf, above
- 1 Glass front door
- 1 Rear door with cable port as brush strip, lockable
- 2 19" Aluminium vertical extrusions, at the front, with T-slot
- 1 Earthing set
- 4 Levelling feet
- Mounting material

### How supplied

Fully assembled

### Tests

- Safety in accordance with EN 50298 and EN 60950
- Protective conductor/earth in accordance with DIN VDE 0701-1
- IP test in accordance with DIN EN 60529

W	H	D	HU	h	Model	Order no.	UP
600	612	600	12	536	19" T-slot extrusion	01.315.004.1	1 unit



KON20046

## Knürr Dacobas® Drawer For open shelf

- Drawer for open shelf above 19" Smaract pedestal
- Easy pull-out drawer
- Simple and quick mounting
- For storing equipment

### Load rating

- 150 N (static surface load)

### Material / Finish

- Drawer and front trims, sheet steel, powder-coated texture
- Telescopic slides, sendzimir zinc-coated

### Colour

Main unit and front trim:  
RAL 7035 light-grey

### Supply schedule

- 19" Drawer with lock, including key
- 1 Pair of telescopic slides
- Mounting material

### How supplied

Flat-packed kit

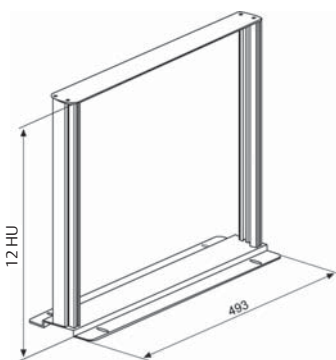
W	H	D	Order no.	UP
578		550	01.315.061.1	1 unit

Dimensions in mm: W= Width  
H = Height  
D = Depth  
h = Installation height  
d = Useful depth  
L = Length

HU = Standard height unit, 1 HU = 44.45 mm  
19" = 482.6 mm,  
(ideal for 19" components in acc. with DIN 41494)  
UP = Unit of packaging

Conversion: 1 inch = 25,4 mm  
Replace „x“ with the number of your color choice





KON20032

## Knürr Dacobas® 19" Frame Knürr Dacobas® control desks

- 19" Rack for mounting 19" components and mounting panels
- Mounting on the technical pedestal of the control desks and corners
- Equipment can be set at any level on the 19" extrusion with spring nuts

### Material / Finish

- 19" Adapter panel and rack cover, sheet steel, powder-coated texture, RAL 9011 graphite black
- 19" Extrusions, extruded aluminium, polished

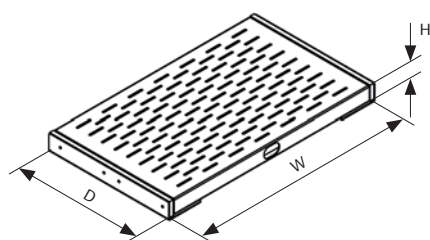
### Supply schedule

- 1 Adapter panel
- 1 Rack cover
- 2 19" Extrusions
- 4 Threaded inserts

### How supplied

Flat-packed kit

W	H	D	HU	h	Order no.	UP
493			12	533,4	01.315.060.9	1 unit
493			8	356	01.315.059.9	1 unit



## Knürr Dacobas® CPU Shelf Knürr Dacobas® Control Room Consoles

- Telescopic shelf for easy access to CPUs in the DACOBAS technical pedestal
- Perforated base plate for best ventilation
- Usable area for placing CPUs:  
305 mm x 500 mm
- Width over all: 524 mm
- Two strong lateral telescopic rails
- Max. pull-out: 195 mm
- Max. load: 500 N static and evenly distributed

### Material/Surface

- Mounting bracket and base plate:  
Sheet steel, powder coated, textured  
RAL 7021 dark gray, conductive
- Telescopic rails: Sheet steel, zincated

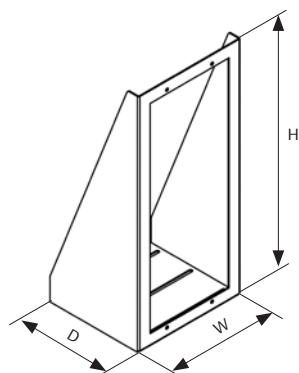
### Supply schedule

- 1 Base plate
- 2 Mounting brackets
- 2 Telescopic rails
- Mounting material

### How supplied

Flat packed kit

W	H	D	Order no.	UP
524	40	305	93.000.943.8	1 unit



## Knürr Dacobas® 19" CPU Tray Knürr Dacobas® Control Room Consoles

- 4U 19" Mounting tray
- For easy installation of 19" equipment in the DACOBAS technical pedestal
- Fixation of equipment by 4 weld nuts, also available with square holes or as a 6U version
- Footprint: 200 mm x 230 mm
- Height over all: 500 mm
- Max. load 200 N static and evenly distributed

### Material/Surface

- Sheet steel, powder coated, textured  
RAL 7035 light gray

### Supply schedule

- 1 CPU Tray
- Mounting material

### How supplied

Packed

W	H	D	HU	Order no.	UP
230	500	200	4	01.315.079.9	1 unit





KON20038



KON20039

## Knürr Dacobas® Cabling System Level, lowered and control console corners

- Spacious 100 mm wide cable tray, height: 60 mm
- Cabling system suitable for technical pedestal with level and lowered control desks and control console corners
- Separate cable routing for data and network lines
- Horizontal and vertical cable management
- Cable routing rings in open version, no threading

### Material / Finish

- Cable basket tray, steel, hot dip zinc-plated in accordance with DIN EN ISO 1461
- Adapter, sheet steel, powder-coated texture, RAL 9011 graphite grey
- Cable routing rings, plastic, grey

### Supply schedule

- Control desks
- 2 Basket trays, suitable for desk widths
- 2 Adapters for basket tray mounting
- 4 Cable routing rings
- Mounting material

### 45° Corner

- 2 Basket trays
- 2 Adapters for basket tray mounting
- 5 Cable routing rings
- Mounting material

### 90° Wall corner

- 2 Basket trays, long
- 2 Basket trays, short
- 2 Adapters for basket tray mounting
- 2 Hanging brackets for basket tray
- 5 Cable routing rings
- Mounting material

### 90° Trapezoid corner

- 2 Basket trays, long
- 4 Basket trays, short
- 2 Adapters for basket tray mounting
- 4 Hanging brackets for basket tray
- 5 Cable routing rings
- Mounting material

### 90° Trapezoid wall corner

- 2 Basket trays, long
- 2 Basket trays, short
- 2 Adapters for basket tray mounting
- 2 Hanging brackets for basket tray
- 5 Cable routing rings
- Mounting material

### How supplied

- Flat-packed kit

Width/Model	Order no.	UP
630	01.315.080.9	1 unit
830	01.315.081.9	1 unit
1030	01.315.082.9	1 unit
1230	01.315.083.9	1 unit
1430	01.315.084.9	1 unit
1630	01.315.085.9	1 unit
1830	01.315.086.9	1 unit
2030	01.315.087.9	1 unit
45° Corner	01.315.093.9	1 unit
90° Wall corner	01.315.092.9	1 unit
90° Trapezoid corner	01.315.091.9	1 unit
90° Trapezoid wall corner	01.315.090.9	1 unit

## INFO

### Please Note:

Further surface/color combination on request.

E.g.: Profiles RAL 7021 (dark grey).

**Please ask for details!**

Dimensions in mm: W= Width  
H = Height  
D = Depth  
h = Installation height  
d = Useful depth  
L = Length

HU = Standard height  
unit, 1 HU = 44.45 mm  
19" = 482.6 mm,  
(ideal for 19" components  
in acc. with DIN 41494)  
UP = Unit of packaging

Conversion: 1 inch = 25,4 mm

Replace „x“ with the number of your  
color choice





DAC20118

## Knürr Dacobas® Functional Rail

- For hanging on organisational accessories and flat screen holders
- Suitable for Knürr Dacobas® product line

### Material / Finish

- Extruded aluminium extrusion, antistatic powder-coated, smooth, RAL 9006, white aluminium

### Supply schedule

- 1 Functional rail
- Product-specific mounting material

### How supplied

Flat-packed kit


### Note

Type 2 is required for mounting flat screen holders!

Type 2 = Double functional rail

W	H	D	Type	Model	Order no.	UP
630			2		01.315.170.9	1 unit
830			2		01.315.171.9	1 unit
1030			2		01.315.172.9	1 unit
1230			2		01.315.173.9	1 unit
1430			2		01.315.174.9	1 unit
1630			2		01.315.175.9	1 unit
1830			2		01.315.176.9	1 unit
2030			2		01.315.177.9	1 unit





DAC20182

## Knürr Dacobas® Rear Panel Level, lowered and control console corners

- Perforated rear panel suitable for control desks and control console corners
- Perforation: 8 mm in 25 mm pattern
- Privacy screen for monitors and monitor cables
- Retaining extrusions are set up and connected on existing control console

### Material / Finish

- Perforated rear panel, sheet steel, powder-coated texture
- Retaining extrusion, extruded aluminium, powder-coated texture

### Colour

- Perforated rear panel, RAL 7035 light-grey
- Retaining extrusion, RAL5008 grey-blue

### Supply schedule

#### Control console

- 1 Perforated rear panel
- 2 IM profiles, length 450 mm resp. 830 mm
- Mounting material

#### 45° Corner

- 1 Perforated rear panel
- Mounting material

#### 90° Wall corner

- 2 Perforated rear panels
- 1 Retaining extrusion incl. mounting material

#### 90° Trapezoid corner

- 1 Trapezoid perforated rear panel
- Mounting material

#### 90° Trapezoid wall corner

- 1 Trapezoid perforated rear panel
- Mounting material

### How supplied

- Pre-assembled modules

W	H	Order no.	H	Order no.	UP
630	450	01.315.730.1	830	01.315.930.1	1 unit
830	450	01.315.731.1	830	01.315.931.1	1 unit
1030	450	01.315.732.1	830	01.315.932.1	1 unit
1230	450	01.315.733.1	830	01.315.933.1	1 unit
1430	450	01.315.734.1	830	01.315.934.1	1 unit
1630	450	01.315.735.1	830	01.315.935.1	1 unit
1830	450	01.315.736.1	830	01.315.936.1	1 unit
2030	450	01.315.737.1	830	01.315.937.1	1 unit
45° Corner	450	01.315.738.1	830	01.315.938.1	1 unit
90° Wall corner	450	01.315.739.1	830	01.315.939.1	1 unit
90° Trapezoid corner	450	01.315.740.1	830	01.315.940.1	1 unit
90° Trapezoid wall corner	450	01.315.741.1	830	01.315.941.1	1 unit



EAP20007

## Knürr Dacobas® Extrusion

- Aluminium extrusion with 3 T-slots on each side
- For extrusion extension
- For mounting vertical cable duct, lights, Rapomos®, mini distributors, flat screens and functional rails
- Required for installation of perforated rear panels on Dacobas® corner pieces without adjacent straight rear panels

### Material / Finish

- Extrusion: extruded aluminium, powder-coated texture

### Colour

- Extrusions: RAL 5008, grey-blue
- Caps: RAL 5008 grey-blue

### Supply schedule

- 2 extrusions
- 2 caps, RAL 5008
- 1 mounting instructions
- Mounting material

### How supplied

- Single unit

L	Model	Order no.	UP
450		01.321.105.1	1 pair
830		01.321.107.1.	1 pair

Dimensions in mm: W= Width  
H = Height  
D = Depth  
h = Installation height  
d = Useful depth  
L = Length

HU = Standard height unit, 1 HU = 44.45 mm  
19"= 482.6 mm, (ideal for 19" components in acc. with DIN 41494)  
UP = Unit of packaging

Conversion: 1 inch = 25,4 mm

Replace „x“ with the number of your color choice




Knürr Dacobas®

# Circular Console

TFT Monitors, i.e. flat screens, are rapidly displacing the “tube technology” used to date. The space saving in the depth with desk and workbench systems is, of course, only guaranteed with a flat screen holder system, which makes the large support feet of the TFT unnecessary.


With systems with several flat screens, flat screen adaptations are a “must” at any rate.

Planning right from the outset with TFT adaption is the ideal solution, but flat screen adapters can also be integrated at any time later on, and this even with third party manufacturers.





## Knürr Dacobas® circular console Strong points



1 KON20049



2 KON20050



3 KON20053



4 KON20054



4 KON20055



5 CIC20060

### 1 Modular concept

The trapezoid shape of the individual consoles creates a circular setup when linked-up, and consequently produces an optimal horizontal view and access area.

### 2 With straight and trapezoid shaped workstation components, individual workstation environments and combinations can be realised.

Linked-up technical desks extend the worktop surface.

### 3 Flat screen adapters

The flat screen adapters comply with the VESA-MIS D/D75 und 100 (drill hole spacing, 75 mm and 100 mm).

The arrangement of flat screens on two levels is enabled with Knürr-specific functional rails.

### 4 Equipping

The pedestal can be opened from both the rear and the front and is equipped with a pull-out shelf. Both 19" equipment and mounting panels for non-standard equipment can be mounted on 19" ex-trusions.

### 5 Monitor integration

Quick and easy installation of TFT monitors; all trade-standard sizes, on one or two levels. Flexible flat screen mounting with multifunctional rails.

Please also see our current  
**Knürr CiCon®** brochure!





Knürr Dacobas®

# Operator Consoles



KON00254

CRT monitors cannot be replaced by flat screens in some special applications. Knürr Dacobas® operator consoles that optimise screen reflexes, access, viewing angles and distances as well as heat dissipation are provided for such special applications.

A simple exchange of the heavy monitors is of decisive significance in this respect.

**Further solutions on request**



KON00076



Knürr Dacobas®

# Height Adjustable Control Console

The new Knürr Security Command Workstation is designed as a versatile control console with the comfort and convenience of a sit-stand workstation. The variable, electric height adjustment of 680 mm to 1280 mm working height is even possible with angled combinations. With operations control consoles, it is crucially important that the operator be able to work standing up in stressful operation situations. The stressful situation is consequently less demanding for the operator and the error rate is lower.



KON20047

**We are happy to offer project planning and offers with detailed CAD room planning on request.**



KON20048



## Knürr ErgoCon® – Strong points

- The most modern lifting mechanism possible ensures the worktop moves up and down quietly and stepless
- Intelligent and hidden cable management
- Ergonomic monitor connection guarantees optimum viewing angles
- Ergonomic and robust desktop edge



### ■ New standards in electro-motor height changes:

- Running very quietly and smoothly, the work height can be set individually and stepless between 680 and 1280 mm
- With its stepless height adjustment and practically noiseless lifting mechanism, Knürr has now opened a new chapter in electro-motor height adjustment
- Individually programmable height positions and speeds for various users
- Intermediate stop and slow mode when nearing end position
- Overload protection with individual current limiting
- In service cases: Fault identification with special codes, remote diagnostics setup, automatic detection of drives, swapping out the lifting columns during running operation, free access from outside via the removable side panels of the base units



Please also see our current  
**Knürr ErgoCon®** brochure!





## Knürr ErgoCon® – Control Room Console – Electric Height-Adjustable



ERG00019

### TFT adaption

- Ergonomic monitor connection with to the circular functional rail guarantees optimum monitor viewing distances
- Freely positionable functional rail and monitor columns on the worktop and individual TFT mounting with grid perforation
- Height-adjustable functional rail for optimum monitor viewing angles
- Optimum monitor tilt angle with an electric height-adjustable monitor column

### Ergonomic and robust desktop edge


- Warm synthetic materials ensure a pleasant surface temperature to positively influence the user's sensation and perception on touching and seeing the surface
- Knürr guarantees long lifecycles by using resistant and robust materials
- The solid-colored material precludes paint damage



ERG20058

### Spacious technical pedestal

- For accepting mounting panels, chassis rails, computers and other equipment with full legroom with a width of 1600 mm or 2000 mm
- Cables can be routed through the cable basket tray to the side panels



ERG00006

### Intelligent and hidden cable management

- Spacious, two-way cable chain in the base units with separator for separate cable routing
- Cable comb under the monitors – suitable for straight, concave and convex cable routing
- Cable management along the functional rail: with link chain, Velcro or fastening coils
- Cable exits on the desk surface for equipment cabling options



ERG00033



## Knürr Dacabas® -Desk and Workbench Systems

### Strong points



1 DAC00251



2 DAC00262



3 DAC00266



4 DAC00259



5 DAC00387



5 DAC20184

Office organisation and technical integration are enabled with a wide range of individual, configurable desk pedestals.

- 1 Desks are afforded a high load rating with a strong (50 mm) steel frame and a postformed desktop (70 mm).
- 2 The patented quick connect system guarantees simple and strong link-up of desk, cabinet and corner elements.
- 3 An easily assembled cable duct provides covered vertical routing of data and power supply cables.
- 4 Tapped thread in the top end of the extrusion allows adapters to be mounted for practical accessories.
- 5 Additional work and storage surfaces are created with desktop superstructures. A simple plug/screw connection enables vertical link-up for workstation superstructures, e.g. a second working level or lighting fixtures.
- 6 Cable Routing Set (CRS)  
Quick and easy cabling with the cable routing set in the vertical cable duct under the worktop.



All workstations are also available in ESD version as required.

Dimensions in mm: W= Width  
H = Height  
D = Depth  
h = Installation height  
d = Useful depth  
L = Length

HU = Standard height unit, 1 HU = 44.45 mm  
19" = 482.6 mm,  
(ideal for 19" components in acc. with DIN 41494)  
UP = Unit of packaging

Conversion: 1 inch = 25,4 mm

Replace „x“ with the number of your color choice





DAC20186

## Knürr Dacobas® Desk Systems

### Technical data

#### Material / Finish

- Desk frame, sheet steel, zinc passivated
- Three layer particle board, FP/Y E1 version, fire protection class B2
- Worktop covered with high pressure plastic laminate
- Desk legs, extruded aluminium, powder-coated texture
- Cover panels, three layer particle board, FP/Y E1 version, directly coated, fire protection class B2
- Drawer trims and drawer handles, plastic (PS)

- Legs: RAL 5008, grey blue
- Cover panels, drawer trims and drawer handles: light-grey

#### Load rating

Tested static surface load, 1500 N

#### Standards

- DIN 68761 for worktops
- EN 438 HGS class for high pressure plastic laminate

#### Note

Please order socket strip separately

#### Colour

- Final digit of order number .1:
- Worktop: light-grey (similar RAL 7035)

#### How supplied

- Knürr Dacobas® desks and combi desks are fully assembled
- Knürr Dacobas® add-on desks are supplied separately in modules

#### INFO

#### Please Note:

Further surface/color combination on request.  
E.g.: Profiles RAL 7021 (dark grey) combined with maple or beech worktops.  
**Please ask for details!**

## Space management made easy!

Four basic modules enable room layouts for the most diverse applications:

**A** Knürr Dacobas® Combi Desk 19" Pedestal

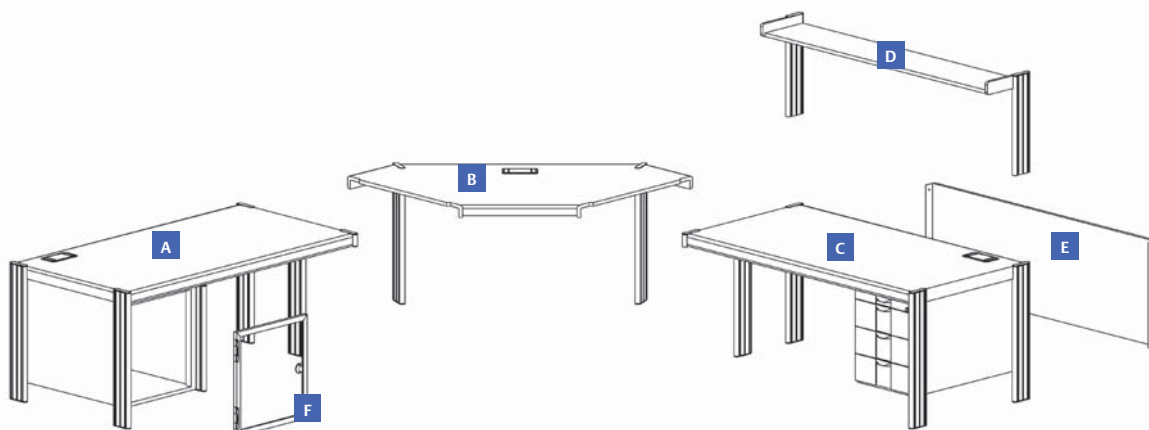
**B** Knürr Dacobas® Trapezoid Corner

**C** Knürr Dacobas® Combi Desk with Office Pedestal

**D** Knürr Dacobas® Superstructure

**E** Knürr Dacobas® Rear Panel

**F** Knürr Dacobas® Plexiglas Doors







DAC20185

1	Knürr ESD workstation	10 <sup>6</sup> - 10 <sup>8</sup> Ohm
	Safety range for personnel 50 kOhm - infinite	
Safety range: MOS components		
Danger area for personnel	Safety area for personnel and MOS components	Danger area for MOS components
10 <sup>3</sup> Ohm	10 <sup>5</sup> Ohm	10 <sup>9</sup> Ohm

## ESD Workstations

- When computers go crazy, alarm systems no longer function or cash registers simply refuse to work, the gremlin at work is quite often easy enough to identify: Static Electricity.
- The constant development of highly integrated circuits results in increasingly more efficient (but also increasingly smaller!) equipment. Therefore it is all the more important to determine the growing sensitivity of **electrostatic sensitive devices (ESD)**. Even voltages of just 100 – 200 volt are enough to damage microprocessors or MOSFETs.
- High voltages are often triggered by modern plastics, artificial fibres in clothing and carpets, and by low humidity in centrally-heated rooms. Depending on the shoe material, speed and humidity, a person walking across a carpet can be loaded with between 2000 and 20,000 volts.
- There is no doubt about it! The safety of electronic components (not to mention the well-being of the operating personnel) can no longer be guaranteed under these conditions.
- With the **ESD workstations from Knürr**, the perfect operational workstation equipment is now available.
  - Site insulation in accordance with VDE 0100, § 24 and DIN 57 680 part 2.
  - Protection of electronic components against static electricity (EN 61340)
- Knürr Technical Furniture is happy to offer you a holistic solution that covers all different aspects of a state of the art ESD workplace.

### The Basics

Generation of electrostatic charges cannot always be prevented. Therefore the discharge must be specifically “influenced”. Influenced means: All discharge processes must be run controlled and calculable.

The calculable discharge process is described by the following exponential function:

$$U(t) = U_0 \cdot e^{-t/RC}$$

$U_0$  = Initial voltage of the capacitor

$R$  = Leakage resistance

$C$  = Capacity

By activating the equation towards  $R$ , an equation is generated with which an ideal leakage resistance can be ascertained.

$$R_e = \frac{t_{zul}}{C \cdot \ln(U_0/U_{zul})}$$

The optimal discharge curve is consequently achieved. Assuming that the voltage ( $U_0$ ) must be reduced within 0.1 sec ( $t_{zul}$ ) to 50 V ( $U_{zul}$ ) so that the electrostatic endangered components are not under high voltage for too long, the leakage resistance therefore acts as the regulator for a controlled discharge.



Of course, for the safety of the endangered components it is also helpful if charges can be prevented before they are generated by equalising the different potentials. Conductive work and unit surfaces, plastic parts made of conductive materials, the connection of all parts with one another and with the ESD body are all required for this purpose.

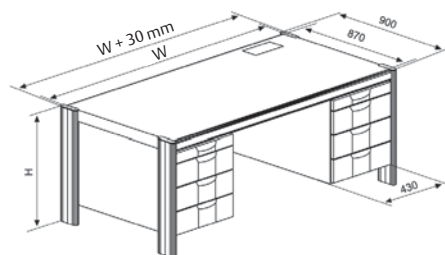
Dimensions in mm: W= Width  
H = Height  
D = Depth  
h = Installation height  
d = Useful depth  
L = Length

HU = Standard height unit, 1 HU = 44.45 mm  
19" = 482.6 mm, (ideal for 19" components in acc. with DIN 41494)  
UP = Unit of packaging

Conversion: 1 inch = 25,4 mm

Replace „x“ with the number of your color choice





DAC00307

### Basic desk

Basic desk with 4 legs

### Model

- Without pedestal
- With lockable office pedestal, left or right
- Drawer height, 3 x 150 mm or 1 x 150 mm, 1 x 300 mm with suspension frame
- With 1 utility extension

## Knürr Dacobas® Desk With / without office pedestal, depth 870 mm

	W	H	D	CRS	ESD	Pedestal	Order no.	UP
	1140	720	870	•		without	01.300.100.1	1 unit
	1710	720	870	•		without	01.300.101.1	1 unit
	570	750	870	•		without	01.300.105.1	1 unit
	1140	750	870	•		without	01.300.102.1	1 unit
	1710	750	870	•		without	01.300.103.1	1 unit
	570	720	870			without	01.300.004.1	1 unit
	1140	720	870	•		3 x 150 mm, left	01.317.083.1	1 unit
	1710	720	870	•		3 x 150 mm, left	01.317.055.1	1 unit
	1140	750	870	•		3 x 150 mm, left	01.317.583.1	1 unit
	1710	750	870	•		3 x 150 mm, left	01.317.555.1	1 unit
	1140	750	870			3 x 150 mm, left	01.317.533.1	1 unit
	1710	750	870			3 x 150 mm, left	01.317.505.1	1 unit
	1140	750	870		•	3 x 150 mm, left	01.363.533.1	1 unit
	1710	750	870		•	3 x 150 mm, left	01.363.505.1	1 unit
	1140	720	870	•		3 x 150 mm, right	01.317.082.1	1 unit
	1710	720	870	•		3 x 150 mm, right	01.317.056.1	1 unit
	1140	750	870	•		3 x 150 mm, right	01.317.582.1	1 unit
	1710	750	870	•		3 x 150 mm, right	01.317.556.1	1 unit
	1140	750	870			3 x 150 mm, right	01.317.532.1	1 unit
	1710	750	870			3 x 150 mm, right	01.317.506.1	1 unit
	1140	750	870		•	3 x 150 mm, right	01.363.532.1	1 unit
	1710	750	870		•	3 x 150 mm, right	01.363.506.1	1 unit
	1140	720	870	•		150 + 300 mm, left	01.317.081.1	1 unit
	1710	720	870	•		150 + 300 mm, left	01.317.058.1	1 unit
	1140	750	870	•		150 + 300 mm, left	01.317.581.1	1 unit
	1710	750	870	•		150 + 300 mm, left	01.317.558.1	1 unit
	1140	750	870			150 + 300 mm, left	01.317.531.1	1 unit
	1710	750	870			150 + 300 mm, left	01.317.508.1	1 unit
	1140	750	870		•	150 + 300 mm, left	01.363.531.1	1 unit
	1710	750	870		•	150 + 300 mm, left	01.363.508.1	1 unit
	1140	720	870	•		150 + 300 mm, right	01.317.080.1	1 unit
	1710	720	870	•		150 + 300 mm, right	01.317.059.1	1 unit
	1140	750	870	•		150 + 300 mm, right	01.317.580.1	1 unit
	1710	750	870	•		150 + 300 mm, right	01.317.559.1	1 unit
	1140	750	870			150 + 300 mm, right	01.317.530.1	1 unit
	1710	750	870			150 + 300 mm, right	01.317.509.1	1 unit
	1140	750	870		•	150 + 300 mm, right	01.363.530.1	1 unit
	1710	750	870		•	150 + 300 mm, right	01.363.509.1	1 unit

DAC20007

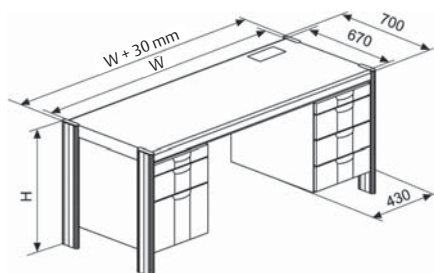
DAC20008

DAC20009

DAC20010

DAC20011





DAC00365

### Basic desk

Basic desk with 4 legs

### Model

- Without pedestal
- With lockable office pedestal, left or right
- Drawer height, 3 x 150 mm or 1 x 150 mm, 1 x 300 mm with suspension frame
- With 1 utility extension

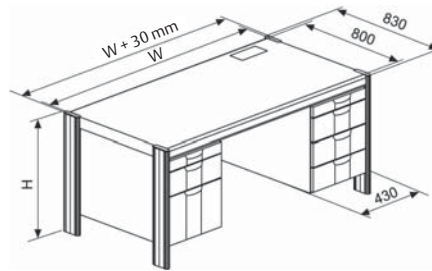
## Knürr Dacobas® Desk With / without office pedestal, depth 670 mm

	W	H	D	CRS	Pedestal	Order no.	UP
 DAC20042	1140	720	670	•	3 x 150 mm, left	01.317.087.1	1 unit
 DAC20044	1140	720	670	•	3 x 150 mm, right	01.317.086.1	1 unit
 DAC20046	1140	720	670	•	150 + 300 mm, left	01.317.085.1	1 unit
 DAC20048	1140	720	670	•	150 + 300 mm, right	01.317.084.1	1 unit

Dimensions in mm: W= Width  
 H = Height  
 D = Depth  
 h = Installation height  
 d = Useful depth  
 L = Length  
 HU = Standard height unit, 1 HU = 44.45 mm  
 19" = 482.6 mm, (ideal for 19" components in acc. with DIN 41494)  
 UP = Unit of packaging

Conversion: 1 inch = 25,4 mm  
 Replace „x“ with the number of your color choice



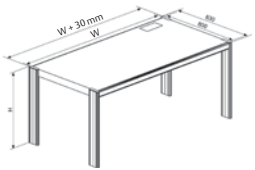
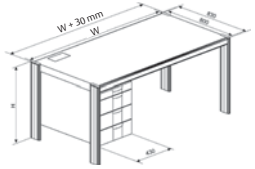
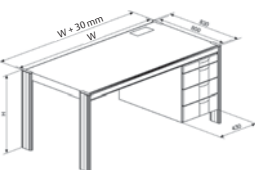
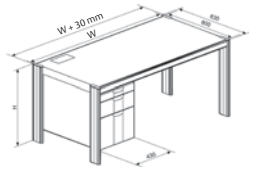
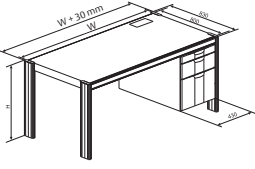


DAC00364

**Basic desk**  
Basic desk with 4 legs

- Model**
- Without pedestal
  - With lockable office pedestal, left or right
  - Drawer height, 3 x 150 mm or 1 x 150 mm, 1 x 300 mm with suspension frame
  - With 1 utility extension

## Knürr Dacobas® Desk With / without office pedestal, depth 800 mm

	W	H	D	CRS	Pedestal	Order no.	UP
 DAC20031	1600	720	800		without	01.311.081.1	1 unit
 DAC20043	1200	720	800	•	3 x 150 mm, left	01.319.130.1	1 unit
	1600	720	800	•	3 x 150 mm, left	01.319.115.1	1 unit
 DAC20045	1200	720	800	•	3 x 150 mm, right	01.319.131.1	1 unit
	1600	720	800	•	3 x 150 mm, right	01.319.116.1	1 unit
 DAC20047	1200	720	800	•	150 + 300 mm, left	01.319.132.1	1 unit
	1600	720	800	•	150 + 300 mm, left	01.319.117.1	1 unit
 DAC20049	1200	720	800	•	150 + 300 mm, right	01.319.133.1	1 unit
	1600	720	800	•	150 + 300 mm, right	01.319.118.1	1 unit

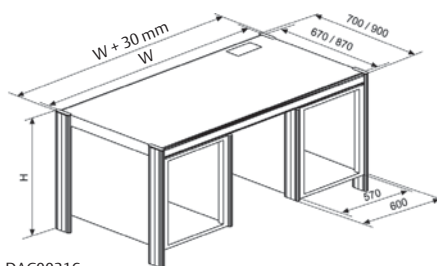
Dimensions in mm: W= Width  
H = Height  
D = Depth  
h = Installation height  
d = Useful depth  
L = Length

HU = Standard height unit, 1 HU = 44.45 mm  
19" = 482.6 mm,  
(ideal for 19" components in acc. with DIN 41494)  
UP = Unit of packaging

Conversion: 1 inch = 25,4 mm

Replace „x“ with the number of your color choice





DAC00316

**Basic desk**

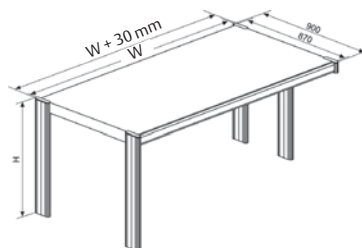
- Basic desk with 4 legs
- 19" Pedestal, 536,6 mm in accordance with ICE 297
- Side panels removable
- Rear panel removable, with vent slots

## Knürr Dacobas® Desk

### With / without 19" office pedestal, depth 670 / 870 mm

	W	H	D	CRS	Pedestal	Order no.	UP
 DAC20012	570	750	670	•	centre	01.304.108.1	1 unit
	1140	750	670	•	left	01.304.106.1	1 unit
	1710	750	670	•	left	01.304.110.1	1 unit
 DAC20033	570	750	870	•	centre	01.304.105.1	1 unit
	1140	750	870	•	left	01.304.103.1	1 unit
	1710	750	870	•	left	01.304.101.1	1 unit
 DAC20034	1140	750	670	•	right	01.304.107.1	1 unit
	1710	750	670	•	right	01.304.111.1	1 unit
 DAC20013	1140	750	870	•	right	01.304.104.1	1 unit
	1710	750	870	•	right	01.304.102.1	1 unit
 DAC20014	1710	750	670	•	left+right	01.304.109.1	1 unit
 DAC20066	1710	750	870	•	left+right	01.304.100.1	1 unit



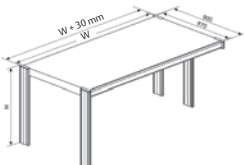
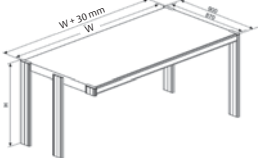
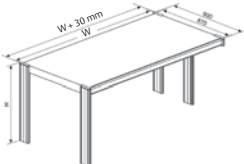
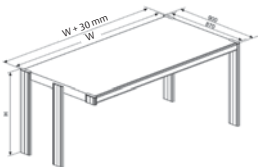


DAC20015

#### Combi desk

- Combi desk with 4 legs and link-up extrusion
- Offset leg to ensure unobstructed leg space

### Knürr Dacobas® Combi Desk\* Without office pedestal, depth 870 mm

	W	H	D	CRS	ESD	Pedestal/Link-up	Order no.	UP
 <p>DAC20015</p>	570	750	870	•		without, left	01.300.343.1	1 unit
	1140	750	870	•		without, left	01.300.345.1	1 unit
	1710	750	870	•		without, left	01.300.347.1	1 unit
 <p>DAC20148</p>	570	750	870	•		without, right	01.300.344.1	1 unit
	1140	750	870	•		without, right	01.300.346.1	1 unit
	1710	750	870	•		without, right	01.300.348.1	1 unit
 <p>DAC20015</p>	570	750	870			without, left	01.300.331.1	1 unit
	1140	750	870			without, left	01.300.333.1	1 unit
	1710	750	870			without, left	01.300.335.1	1 unit
	570	750	870		•	without, left	01.360.331.1	1 unit
	1140	750	870		•	without, left	01.360.333.1	1 unit
	1710	750	870		•	without, left	01.360.335.1	1 unit
 <p>DAC20148</p>	570	750	870			without, right	01.300.332.1	1 unit
	1140	750	870			without, right	01.300.334.1	1 unit
	1710	750	870			without, right	01.300.336.1	1 unit
	570	750	870		•	without, right	01.360.332.1	1 unit
	1140	750	870		•	without, right	01.360.334.1	1 unit
	1710	750	870		•	without, right	01.360.336.1	1 unit

\* Combi desk:  
with offset extrusion in the combi range

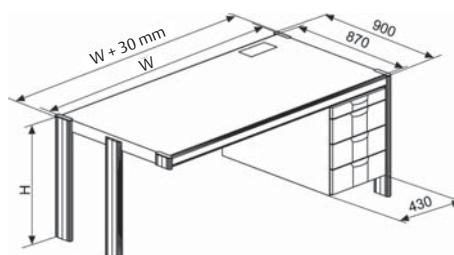
Dimensions in mm: W= Width  
H = Height  
D = Depth  
h = Installation height  
d = Useful depth  
L = Length

HU = Standard height  
unit, 1 HU = 44.45 mm  
19" = 482.6 mm,  
(ideal for 19" components  
in acc. with DIN 41494)  
UP = Unit of packaging

Conversion: 1 inch = 25,4 mm

Replace „x“ with the number of your  
color choice





DAC00320

**Combi desk**

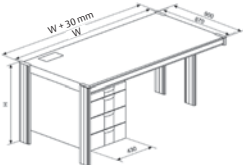
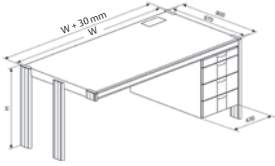
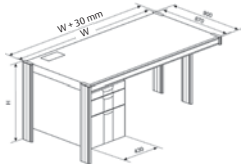
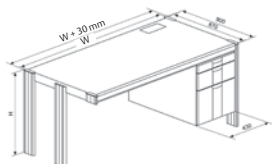
- Combi desk with 4 legs and link-up extrusion
- Offset leg to ensure unobstructed leg space
- With lockable office pedestal

**Model**

- With office pedestal
- Drawer height, 3 x 150 mm or 1 x 150 mm, 1 x 300 mm with suspension frame
- With 1 utility extension

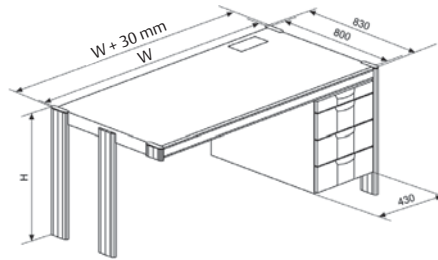
## Knürr Dacobas® Combi Desk\*

With office pedestal, depth 870 mm

	W	H	D	CRS	ESD	Pedestal / Link-up	Order no.	UP
 DAC20051	1140	720	870	•		3 x 150 mm, left	01.317.341.1	1 unit
	1710	720	870	•		3 x 150 mm, left	01.317.345.1	1 unit
	1140	750	870	•		3 x 150 mm, left	01.317.841.1	1 unit
	1710	750	870	•		3 x 150 mm, left	01.317.845.1	1 unit
	1140	750	870			3 x 150 mm, left	01.317.825.1	1 unit
	1710	750	870			3 x 150 mm, left	01.317.829.1	1 unit
	1140	750	870		•	3 x 150 mm, left	01.363.825.1	1 unit
	1710	750	870		•	3 x 150 mm, left	01.363.829.1	1 unit
 DAC20053	1140	720	870	•		3 x 150 mm, right	01.317.340.1	1 unit
	1710	720	870	•		3 x 150 mm, right	01.317.344.1	1 unit
	1140	750	870	•		3 x 150 mm, right	01.317.840.1	1 unit
	1710	750	870	•		3 x 150 mm, right	01.317.844.1	1 unit
	1140	750	870			3 x 150 mm, right	01.317.824.1	1 unit
	1710	750	870			3 x 150 mm, right	01.317.828.1	1 unit
	1140	750	870		•	3 x 150 mm, right	01.363.824.1	1 unit
	1710	750	870		•	3 x 150 mm, right	01.363.828.1	1 unit
 DAC20055	1140	720	870	•		150 + 300 mm, left	01.317.343.1	1 unit
	1710	720	870	•		150 + 300 mm, left	01.317.347.1	1 unit
	1140	750	870	•		150 + 300 mm, left	01.317.843.1	1 unit
	1710	750	870	•		150 + 300 mm, left	01.317.847.1	1 unit
	1140	750	870			150 + 300 mm, left	01.317.827.1	1 unit
	1710	750	870			150 + 300 mm, left	01.317.831.1	1 unit
	1140	750	870		•	150 + 300 mm, left	01.363.827.1	1 unit
	1710	750	870		•	150 + 300 mm, left	01.363.831.1	1 unit
 DAC20057	1140	720	870	•		150 + 300 mm, right	01.317.342.1	1 unit
	1710	720	870	•		150 + 300 mm, right	01.317.346.1	1 unit
	1140	750	870	•		150 + 300 mm, right	01.317.842.1	1 unit
	1710	750	870	•		150 + 300 mm, right	01.317.846.1	1 unit
	1140	750	870			150 + 300 mm, right	01.317.826.1	1 unit
	1710	750	870			150 + 300 mm, right	01.317.830.1	1 unit
	1140	750	870		•	150 + 300 mm, right	01.363.826.1	1 unit
	1710	750	870		•	150 + 300 mm, right	01.363.830.1	1 unit

\* Combi desk:  
with offset extrusion in the combi range





DAC00328

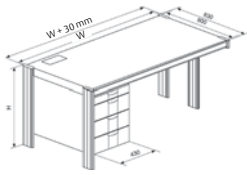
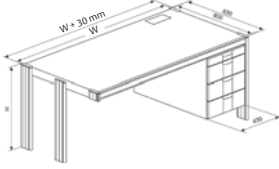
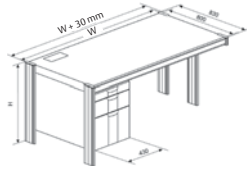
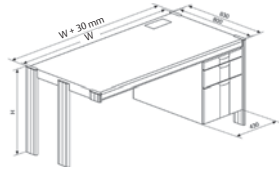
#### Combi desk

- Combi desk with 4 legs and link-up extrusion
- Offset leg to ensure unobstructed leg space
- With or without lockable office pedestal

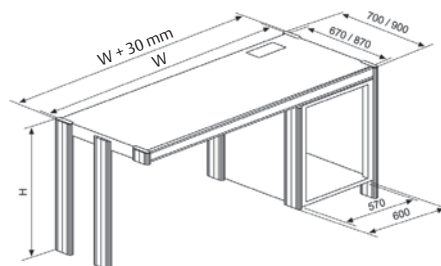
#### Model

- Without office pedestal
- With office pedestal
- Drawer height, 3 x 150 mm or 1 x 150 mm, 1 x 300 mm with suspension frame
- With 1 utility extension

### Knürr Dacobas® Combi Desk\* With / without office pedestal, depth 800 mm

	W	H	D	CRS	Pedestal / For linking	Order no.	UP
 <p>DAC20017</p>	1200	720	800	•	3 x 150 mm, left	<b>01.319.150.1</b>	1 unit
	1600	720	800	•	3 x 150 mm, left	<b>01.319.145.1</b>	1 unit
 <p>DAC20018</p>	1200	720	800	•	3 x 150 mm, right	<b>01.319.151.1</b>	1 unit
	1600	720	800	•	3 x 150 mm, right	<b>01.319.146.1</b>	1 unit
 <p>DAC20019</p>	1200	720	800	•	150 + 300 mm, left	<b>01.319.152.1</b>	1 unit
	1600	720	800	•	150 + 300 mm, left	<b>01.319.147.1</b>	1 unit
 <p>DAC20020</p>	1200	720	800	•	150 + 300 mm, right	<b>01.319.153.1</b>	1 unit
	1600	720	800	•	150 + 300 mm, right	<b>01.319.148.1</b>	1 unit





DAC00330

**Combi desk**

- Combi desk with 4 legs and link-up extrusion
- Offset leg to ensure unobstructed leg space
- With 19" pedestal, 536,6 mm in accordance with ICE 297
- Side panels removable
- Rear panel removable, with vent slots
- 1 HU = 44.45 mm

## Knürr Dacobas® Combi Desk\*

### With 19" office pedestal, depth 870 mm

	W	H	D	CRS	Pedestal / For linking	Order no.	UP
 DAC20021	1140	750	870	•	left	<b>01.304.315.1</b>	1 unit
	1710	750	870	•	left	<b>01.304.317.1</b>	1 unit
 DAC20140	1140	750	870	•	right	<b>01.304.314.1</b>	1 unit
	1710	750	870	•	right	<b>01.304.316.1</b>	1 unit

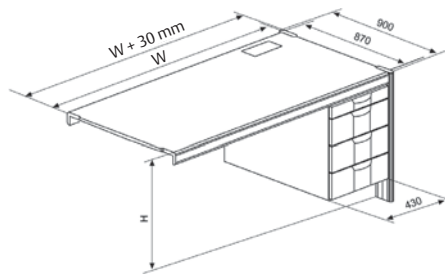
\* Combi desk:  
with offset extrusion in the combi range

Dimensions in mm: W= Width  
H = Height  
D = Depth  
h = Installation height  
d = Useful depth  
L = Length

HU = Standard height unit, 1 HU = 44.45 mm  
19" = 482.6 mm,  
(ideal for 19" components in acc. with DIN 41494)  
UP = Unit of packaging

Conversion: 1 inch = 25,4 mm  
Replace „x“ with the number of your color choice





DAC00333

### Add-on desk

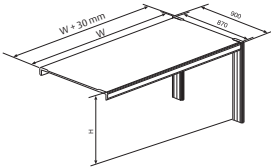
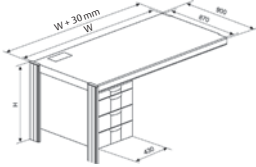
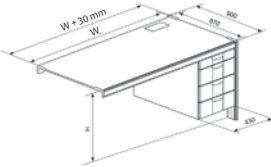
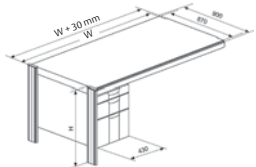
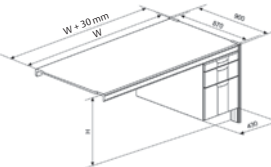
- Add-on desk with 2 legs
- With or without lockable office pedestal

### Model

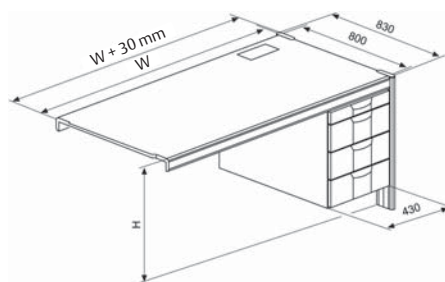
- Without office pedestal
- With office pedestal
- Drawer height, 3 x 150 mm or 1 x 150 mm, 1 x 300 mm with suspension frame
- With 1 utility extension

## Knürr Dacobas® Add-On Desk\*

With / without office pedestal, depth 870 mm

	W	H	D	CRS	ESD	Pedestal / For add-on	Order no.	UP
 DAC20141	570	750	870			without, left or right	01.300.359.1	1 unit
	1140	750	870			without, left or right	01.300.360.1	1 unit
	1710	750	870			without, left or right	01.300.361.1	1 unit
	570	750	870	•		without, left or right	01.360.359.1	1 unit
	1140	750	870	•		without, left or right	01.360.360.1	1 unit
	1710	750	870	•		without, left or right	01.360.361.1	1 unit
 DAC20142	1140	720	870	•		3 x 150 mm, left	01.317.375.1	1 unit
	1710	720	870	•		3 x 150 mm, left	01.317.379.1	1 unit
	1140	750	870	•		3 x 150 mm, left	01.317.875.1	1 unit
	1710	750	870	•		3 x 150 mm, left	01.317.879.1	1 unit
	1140	750	870			3 x 150 mm, left	01.317.859.1	1 unit
	1710	750	870			3 x 150 mm, left	01.317.863.1	1 unit
 DAC20143	1140	720	870	•		3 x 150 mm, right	01.317.374.1	1 unit
	1710	720	870	•		3 x 150 mm, right	01.317.378.1	1 unit
	1140	750	870	•		3 x 150 mm, right	01.317.874.1	1 unit
	1710	750	870	•		3 x 150 mm, right	01.317.878.1	1 unit
	1140	750	870			3 x 150 mm, right	01.317.858.1	1 unit
	1710	750	870			3 x 150 mm, right	01.317.862.1	1 unit
 DAC20144	1140	720	870	•		150 + 300 mm, left	01.317.377.1	1 unit
	1710	720	870	•		150 + 300 mm, left	01.317.381.1	1 unit
	1140	750	870	•		150 + 300 mm, left	01.317.877.1	1 unit
	1710	750	870	•		150 + 300 mm, left	01.317.881.1	1 unit
	1140	750	870			150 + 300 mm, left	01.317.861.1	1 unit
	1710	750	870			150 + 300 mm, left	01.317.865.1	1 unit
 DAC20145	1140	720	870	•		150 + 300 mm, right	01.317.376.1	1 unit
	1710	720	870	•		150 + 300 mm, right	01.317.380.1	1 unit
	1140	750	870	•		150 + 300 mm, right	01.317.876.1	1 unit
	1710	750	870	•		150 + 300 mm, right	01.317.880.1	1 unit
	1140	750	870			150 + 300 mm, right	01.317.860.1	1 unit
	1710	750	870			150 + 300 mm, right	01.317.864.1	1 unit
	1710	750	870	•		150 + 300 mm, right	01.363.864.1	1 unit





DAC00361

### Add-on desk

- Add-on desk, with 2 legs
- With or without lockable office pedestal

### Model

- Without office pedestal
- With office pedestal
- Drawer height, 3 x 150 mm or 1 x 150 mm, 1 x 300 mm with suspension frame
- With 1 utility extension

## Knürr Dacobas® Add-On Desk\* With / without office pedestal, depth 800 mm

	W	H	D	CRS	Pedestal / For add-on	Order no.	UP
 DAC20059	1200	720	800	•	3 x 150 mm, left	01.319.175.1	1 unit
	1600	720	800	•	3 x 150 mm, left	01.319.170.1	1 unit
 DAC20061	1200	720	800	•	3 x 150 mm, right	01.319.176.1	1 unit
	1600	720	800	•	3 x 150 mm, right	01.319.171.1	1 unit
 DAC20063	1200	720	800	•	150 + 300 mm, left	01.319.177.1	1 unit
	1600	720	800	•	150 + 300 mm, left	01.319.172.1	1 unit
 DAC20065	1200	720	800	•	150 + 300 mm, right	01.319.178.1	1 unit
	1600	720	800	•	150 + 300 mm, right	01.319.173.1	1 unit

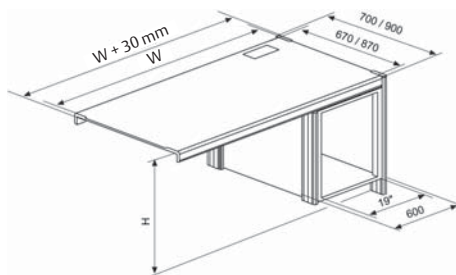
\* Add-on desk:  
Without extrusions in the link-up range

Dimensions in mm: W= Width  
H = Height  
D = Depth  
h = Installation height  
d = Useful depth  
L = Length

HU = Standard height unit, 1 HU = 44.45 mm  
19" = 482.6 mm,  
(ideal for 19" components in acc. with DIN 41494)  
UP = Unit of packaging

Conversion: 1 inch = 25,4 mm  
Replace „x“ with the number of your color choice





DAC00366

### Add-on desk

- Add-on desk with 2 legs
- With or without 19" pedestal, 536,6 mm in accordance with ICE 297
- Side panels removable
- Rear panel removable, with vent slots

## Knürr Dacobas® Add-On Desk\* With / without 19" office pedestal, depth 670 / 870 mm

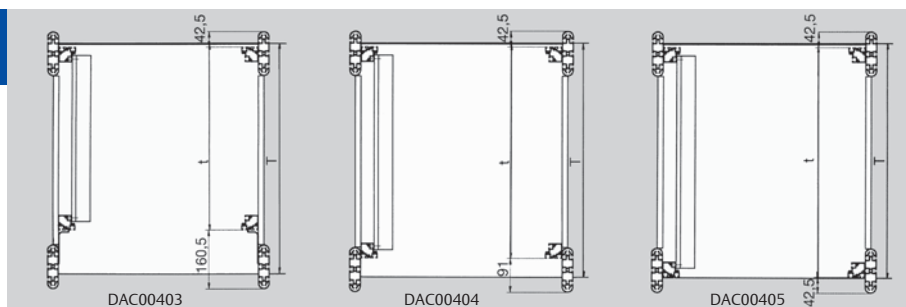
	W	H	D	CRS	Pedestal / For add-on	Order no.	UP
 DAC20141	570	750	870	•	without, left or right	01.300.377.1	1 unit
	1140	750	870	•	without, left or right	01.300.378.1	1 unit
	1710	750	870	•	without, left or right	01.300.380.1	1 unit
 DAC20146	1140	750	870	•	left	01.304.335.1	1 unit
	1710	750	870	•	left	01.304.337.1	1 unit
 DAC20147	1140	750	870	•	right	01.304.334.1	1 unit
	1710	750	870	•	right	01.304.336.1	1 unit

### INFO

#### Recommended Accessoires:

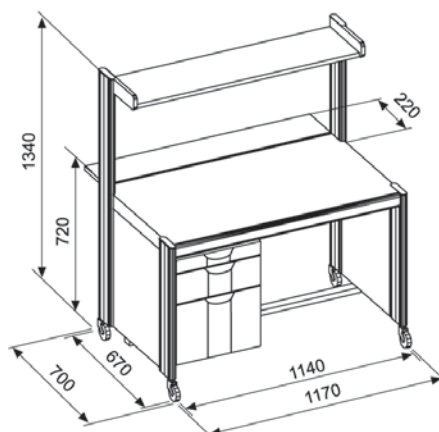
- Corner Pieces p.38
- Rear Walls p.40
- Plexiglass Door p.54

## 19" Desk Pedestal



	Variant I	Variant II	Variant III (Standard)
Rack depth / enclosure depth D (mm)	670/870	670/870	670/870
Chassis depth d (mm)	497/697	566,5/766,5	615/815
Chassis depth for 2nd mounting level (mm)	216,5/416,5	286,5/486,5	334,5/534,5





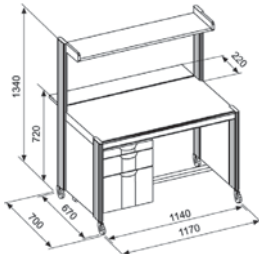
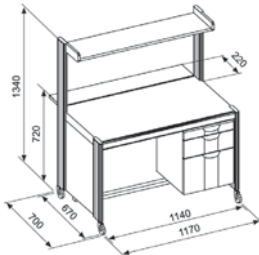
DAC00342

### Mobile PC workstation with 4 legs

#### Model

- With lockable office pedestal, left or right
- Drawer height 1 x 150 mm, 1 x 300 mm with suspension frame
- With utility extension
- Removable desk extension, 200 mm
- Second working level, load rating 300 N, static surface load
- With foot frame
- With 2x fixed and 2x swivel castors

## Knürr Dacobas® Mobile PC Workstation

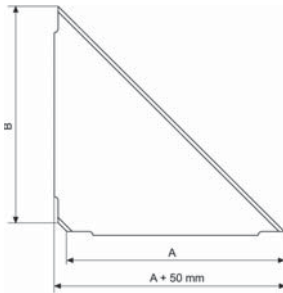
	W	H	D	CRS	ESD	Pedestal	Order no.	UP
	1140	720/1340	670			left	01.317.040.1	1 unit
	1140	720/1340	670			right	01.317.041.1	1 unit

Dimensions in mm: W= Width  
H = Height  
D = Depth  
h = Installation height  
d = Useful depth  
L = Length

HU = Standard height unit, 1 HU = 44.45 mm  
19" = 482.6 mm,  
(ideal for 19" components in acc. with DIN 41494)  
UP = Unit of packaging

Conversion: 1 inch = 25,4 mm  
Replace „x“ with the number of your color choice



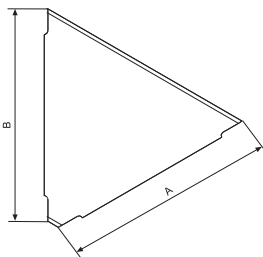


DAC00499

## Knürr Dacobas® Triangle Corner, 90° With corner frame and mounting material

- 90° Triangle corner with corner frame  
and mounting material

A	B	Order no.	UP
870	870	01.300.050.1	1 unit

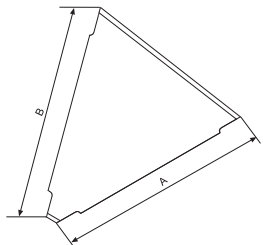


DAC00372

## Knürr Dacobas® Triangle Corner, 60° With corner frame and mounting material

- 60° Triangle corner with corner  
frame and mounting material

A	B	Order no.	UP
870	870	01.300.059.1	1 unit



DAC20117

## Knürr Dacobas® Triangle Corner, 45° With corner frame and mounting material

- 45° Triangle corner with corner  
frame and mounting material

A	B	ESD	Order no.	UP
870	870		01.300.045.1	1 unit
870	870	•	01.360.045.1	1 unit

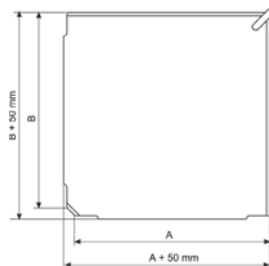
Dimensions in mm: W= Width  
H = Height  
D = Depth  
h = Installation height  
d = Useful depth  
L = Length

HU = Standard height  
unit, 1 HU = 44.45 mm  
19"= 482.6 mm,  
(ideal for 19" components  
in acc. with DIN 41494)  
UP = Unit of packaging

Conversion: 1 inch = 25,4 mm

Replace „x“ with the number of your  
color choice



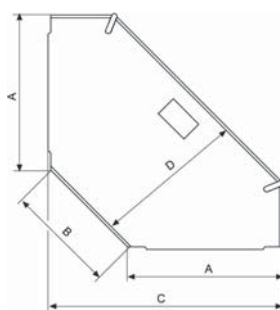


DAC00374

### Knürr Dacobas® Wall Corner With corner frame, desk leg and mounting material

- Wall corner with corner frame, desk leg and mounting material

H	A	B	ESD	Order no.	UP
720	870	870		01.300.031.1	1 unit
720	670	870		01.300.033.1	1 unit
720	870	670		01.300.032.1	1 unit
720	670	670		01.300.030.1	1 unit
750	870	870	•	01.360.035.1	1 unit

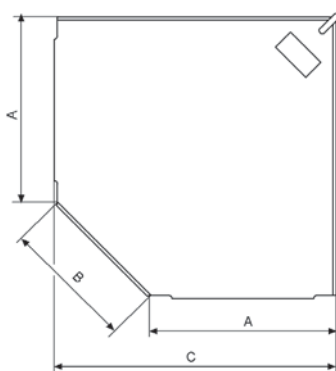


DAC00496

### Knürr Dacobas® Trapezoid Corner With corner frame, desk leg and mounting material

- Trapezoid corner with corner frame, 2 desk legs and mounting material

H	A	B	C	D	CRS	ESD	Order no.	UP
720	870	610	1317	870	•		01.300.137.1	1 unit
750	870	610	1317	870	•		01.300.141.1	1 unit
750	670	610	1117	729	•		01.300.143.1	1 unit
750	870	610	1317	870		•	01.360.140.1	1 unit



DAC00495

### Knürr Dacobas® Trapezoid Wall Corner With corner frame, desk leg and mounting material

- Trapezoid wall corner with corner frame, 1 desk leg and mounting material

H	A	B	C	CRS	Order no.	UP
720	870	610	1317	•	01.300.123.1	1 unit
750	870	610	1317	•	01.300.127.1	1 unit





EAP20020

## Knürr Dacobas® Desk Rear Panel

- Modesty panel
- For Knürr Dacobas® desks with and without 19" pedestals or with and without office pedestals
- **Standards**  
DIN 68761 for cover
- **Material / Finish**
  - Mounting bracket, sheet steel, powder-coated texture
  - Cover: three layer particle board, FP / Y E1 version, fire protection class B2
- **Colour**  
Retaining extrusions:  
RAL 9011 graphite black  
Wooden parts: light-grey
- **Supply schedule**  
2 Mounting brackets  
1 Rear panel  
Mounting material
- **How supplied**  
Flat packed in modules

W	H	D	Order no.	UP
540	580	570	01.301.555.1	1 unit
1110	580	1140	01.301.556.1	1 unit
1680	580	1710	01.301.557.1	1 unit



EAP20019

## Knürr Dacobas® Desk Side Panels with Retaining Extrusions For desk height, 750 mm

W	H	D	Order no.	UP
	580	670	01.302.419.1	1 unit
	580	870	01.302.417.1	1 unit

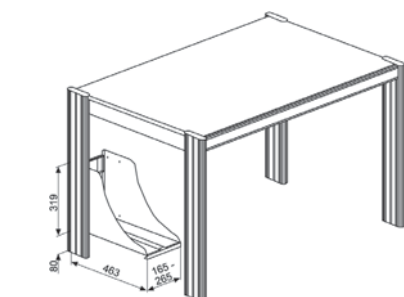
Dimensions in mm: W= Width  
H = Height  
D = Depth  
h = Installation height  
d = Useful depth  
L = Length

HU = Standard height  
unit, 1 HU = 44.45 mm  
19"= 482.6 mm,  
(ideal for 19" components  
in acc. with DIN 41494)  
UP = Unit of packaging

Conversion: 1 inch = 25,4 mm

Replace „x“ with the number of your color choice





DAC20093

## Knürr Dacobas® Computer Support – Side

- Can be mounted on the left, right or both sides on the vertical extrusion (both inside and outside) at any height.
- Width adjustable from 165 mm to 265 mm

**Material / Finish**  
Sheet steel, conductive powder-coated texture, RAL 7035 light-grey

**Load rating**  
250 N (static surface load)

### Note

The lowest mounting position should be 80 mm (min. floor clearance)

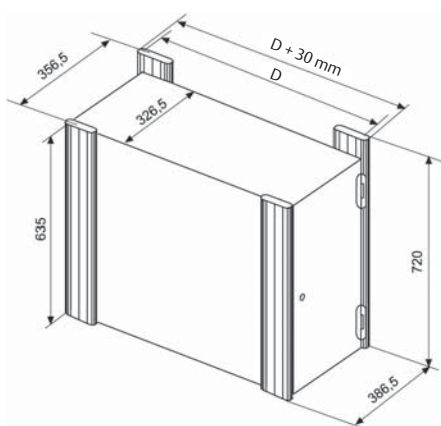
### Supply schedule

1 Computer shelf  
Mounting material

### How supplied

Flat-packed kit

W	H	D	Order no.	UP
165-265	319	463	04.208.078.1	1 unit



DAC00341

## Knürr Dacobas® PC Pedestal, sheet steel model

### PC Pedestal

- PC pedestal with front and rear door, lockable
- With extension and master switch
- With cable entry

### Dimensions

- Useful space with extension:  
Width = 300 mm, height = 542 mm
- Without extension: Width = 300 mm, height = 590 mm

**For mounting on Knürr Dacobas® add-on desks\***

D	Pedestal	Order no.	UP
870	left	01.302.218.1	1 unit
800	left	01.311.308.1	1 unit
870	right	01.302.219.1	1 unit
800	right	01.311.309.1	1 unit



DAC20183

## Knürr Dacobas® PC Pedestal

- Bonded main unit
- With passive ventilation \*
- Full glass doors and lock at the front
- Stationary with leveling feet
- With cable routing set at the rear top for cabling in the vertical cable duct

### Material / finish

- Main unit: Three layer particle board FP/Y E 1 version, directly coated, fire protection class B2
- Front doors: Full glass doors, EMC, 6 mm, clear glass

### Colour combination

- Final digit of order number .1:
- Main unit: Light gray
- Door: Full glass door, EMC, 6 mm, clear glass

### Supply schedule

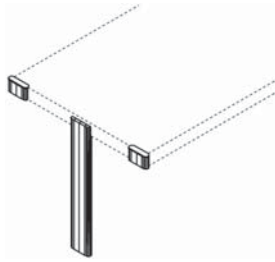
1 PC pedestal  
Mounting material

### How supplied

Preassembled

W	H	D	w	h	d	Model	Order no.	UP
350	680	826	310	630	780	Lock for H 750, left	00.320.540.1	1 unit
350	680	826	310	630	780	Lock for H 750, right	00.320.541.1	1 unit
350	650	826	310	600	780	Lock for H 720, left	00.320.542.1	1 unit
350	650	826	310	600	780	Lock for H 720, right	00.320.543.1	1 unit





DAC00356

## Knürr Dacobas® Leg Set for Add-on Desks

For connecting 3-way desk combinations

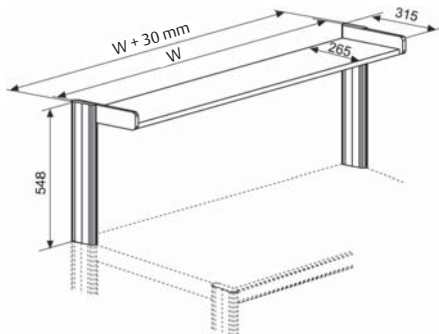
**Material / Finish**  
Desk leg, extruded aluminium,  
powder-coated texture

**Colour**  
RAL 5008, grey blue

**Supply schedule**  
1 Desk leg, L 695 mm with levelling  
screw and caps  
1 Link-up extrusion, L 67 mm with caps

**How supplied**  
Flat-packed kit

W	H	D	Order no.	UP
	720		01.300.078.1	1 unit
	750		01.300.079.1	1 unit



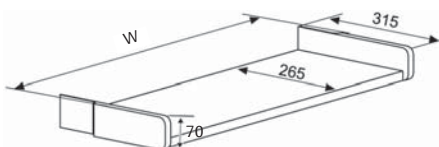
DAC00350

## Knürr Dacobas® Second Working Level

Load rating up to 800 N with surface load

- Storage shelf with mounting brackets
- Plastic covers for mounting bracket
- Extrusions for mounting on desk

W	H	D	d	Order no.	UP
1710	548	315	265	01.304.370.1	1 unit
1140	548	315	265	01.304.371.1	1 unit
570	548	315	265	01.304.372.1	1 unit



DAC00351

## Knürr Dacobas® Storage Shelf

Load rating up to 800 N with surface load

- Storage shelf with mounting brackets
- Plastic covers for mounting bracket

W	D	d	Order no.	UP
1710	315	265	01.304.380.1	1 unit
1140	315	265	01.304.381.1	1 unit
570	315	265	01.304.382.1	1 unit

Dimensions in mm: W= Width  
H = Height  
D = Depth  
h = Installation height  
d = Useful depth  
L = Length

OU = Office unit (50 mm)  
HU = Standard height  
unit, 1 HU = 44.45 mm  
19" = 482.6 mm,  
(ideal for 19" components  
in acc. with DIN 41494)  
UP = Unit of packaging

Conversion: 1 inch = 25,4 mm

Replace „x“ with the number of your  
color choice



## Standard model Mobile Drawer Unit

### Technical data

- Bonded main unit
- All telescopic slides enclosed
- Drawer catch
- Central locking system with exchangeable cylinder
- 1 key as stabilizer

#### Guides

- 1 OU (50 mm) material tray
- Single extension
- 3 OU (150 mm) telescopic slides
- Part pull-out
- 6 OU (300 mm) telescopic slides
- Full pull-out

#### Drawer unit model:

- 3 x 150 mm (3x3 OU)
- or
- 1 x 150 mm, 1 x 300 mm (3 OU + 6 OU)
- 1 utility tray
- At 300 mm with suspension frame

#### Material / finish

- Main unit and top cover: Three-layer particle board, FP/Y E1 version, directly coated, fire

- protection class B2
- Drawer tray: Sheet steel in black
- Castor diameter, 37 mm

#### Type 1

- Drawer trims and drawer handle: Plastic (PS)

#### Typ 2

- Drawer trims in directly coated version, conductive, ESD
- drawer handle: Plastic (PS)

#### Typ 3

- Drawer trims in directly coated version, drawer handle: Metal

#### Dimensions

- Height, 561 mm
- Depth, 600 or 800 mm
- Width, 435 mm

#### Colour combination

- Final digit of order number .1:
- Main unit, top cover, drawer trims and handle: Light gray

Final digit of order number .5:

- Main unit, drawer trims and handles: RAL 7021 dark gray
- Top cover: Beech finish

#### Load rating

- 400 N per twin swivel castor

#### Standards

- Main unit and top cover: DIN 68765
- EN 438 for high pressure laminate

#### On request:

- Various drawer unit locking, with master key

#### Supply schedule

- 1 mobile drawer unit, 500 mm (10 OU)

#### How supplied

- Assembled



CIC20028



CIC20029

## Mobile Drawer Unit in ESD model

### Technical data

- Main unit and top cover, conductive three-layer particle board FP/Y E1 version
- Directly coated, fire protection class B2
- Drawer trims in wood version, three-layer particle board FP/Y E1 version
- Directly coated, fire protection class B2
- Drawer handle, conductive, black (PS)
- Requirements in acc. with EN 61340 and EN 438

#### Colour

- Main unit and front trims, light gray
- Handles: RAL 9011 black

#### Trials/tests in acc. with

- IEC 61340-5-1, EN 438 T1 + T2

W	H	D	Model	ESD	Type	Order no.	UP
435	561	600	50-150-150-150		1	00.320.500.x	1 unit
435	561	600	50-150-300		1	00.320.501.x	1 unit
435	561	800	50-150-150-150		1	00.320.502.x	1 unit
435	561	800	50-150-300		1	00.320.503.x	1 unit
435	561	600	50-150-150-150	•	2	01.366.500.1	1 unit
435	561	600	50-150-300	•	2	01.366.501.1	1 unit
435	561	800	50-150-150-150	•	2	01.366.502.1	1 unit
435	561	800	50-150-300	•	2	01.366.503.1	1 unit
435	561	600	50-150-150-150		3	00.320.505.x	1 unit
435	561	600	50-150-300		3	00.320.506.x	1 unit
435	561	800	50-150-150-150		3	00.320.507.x	1 unit
435	561	800	50-150-300		3	00.320.508.x	1 unit



## Knürr Dacobas® Free-Standing Unit Technical data

- Bonded main unit
- At 300 mm with suspension frame
- Guides:  
150 mm Telescopic slides  
Part pull-out  
300 mm Telescopic slides  
Full pull-out
- All telescopic slides enclosed
- Drawer catch
- Central lock system with exchangeable cylinder
- 1 Key as folding key

### Material

- Sheet steel frame, zinc-passivated
- Extruded aluminium legs
- Worktop and covers, three layer particle board, FP/Y E1 version, fire protection class B2
- Worktop coating  
High-pressure plastic laminate

- Drawer trims and drawer handle, plastic (PS)
- Drawer main unit, sheet steel, black

### Finish / Colour

- Worktop, covers, front trim and handle: light-grey
- Legs: powder-coated texture, RAL 5008, grey-blue

### Colour combination

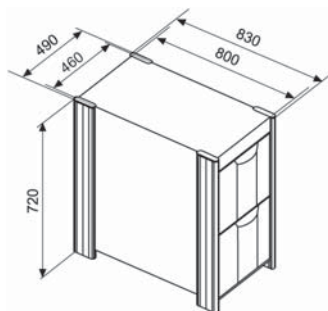
- Final digit of order number .1
- Light-grey / RAL 5008, grey-blue

### How supplied

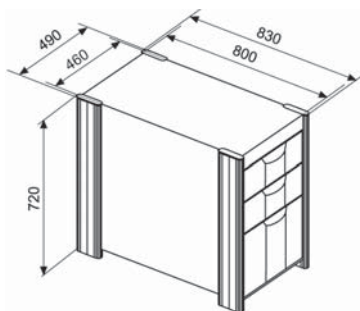
- Fully assembled

## Knürr Dacobas® Free-Standing Unit

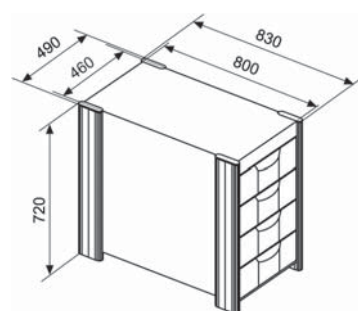
W	H	D	Model	Order no.	UP
			2 x 300	00.320.510.1	1 unit
			2x150+1x300	00.320.511.1	1 unit
			4 x 150	00.320.512.1	1 unit



DAC00275



DAC00276



DAC00277

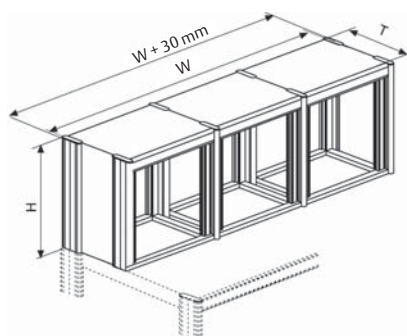
Dimensions in mm: W= Width  
H = Height  
D = Depth  
h = Installation height  
d = Useful depth  
L = Length

HP = Horizontal pitch  
HU = Standard height unit, 1 HU = 44.45 mm  
19" = 482.6 mm,  
(ideal for 19" components in acc. with DIN 41494)  
UP = Unit of packaging

Conversion: 1 inch = 25,4 mm

Replace „x“ with the number of your color choice





DAC00490

## Knürr Dacobas® 19" Superstructure

- 19" Superstructure for mounting chassis', 19" modular chassis' and panels
- Front and rear side of the superstructure with 19" extrusions for fitting chassis' and modules in the 19" system and blanking plates
- Complies with IEC 297; the superstructure provides an additional working level and storage surface
- Link-up extrusions for fixing on desk

### Dimensions

Installation depth, 365 mm

### Standards

- DIN 68761 for worktops
- EN 438 HGS class for high pressure plastic laminate

### Material / Finish

- Top and bottom cover, sheet steel, powder-coated texture
- Top cover: three layer particle board, FP/Y E1 version, fire protection class B2
- Side covers: three layer particle board, FP/Y E1 version, fire protection class B2

- Link-up extrusions: extruded aluminium, powder-coated texture
- 19" Extrusions: extruded aluminium

### Colour

- Top cover and side covers: light-grey
- Top and bottom cover: RAL 9011, graphite black
- Rear panel: RAL 7035 light-grey
- Link-up extrusions: RAL 5008 grey blue

### Installation options

- 3 x 449,0 mm (=10 HU)
- 3 x 581,1 mm (=13 HU)
- 3 x 750,7 mm (=16 HU)


### Supply schedule

- Bottom cover
- Metal cover
- Rear panels
- Top cover

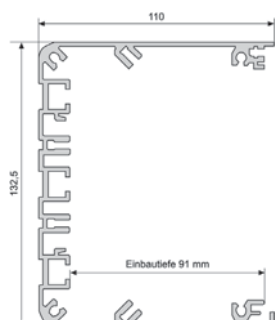
### Note

Front panels can be found in the accessories catalogue

W	H	D	h	HU	Order no.	UP
570	548	420	449	10	01.304.156.1	1 unit
1140	548	420	449	10	01.304.157.1	1 unit
1710	548	420	449	10	01.304.158.1	1 unit
570	680	420	581,1	13	01.304.164.1	1 unit
1140	680	420	581,1	13	01.304.168.1	1 unit
1710	680	420	581,1	13	01.304.178.1	1 unit
570	815	420	750,1	16	01.304.166.1	1 unit
1140	815	420	750,1	16	01.304.170.1	1 unit
1710	815	420	750,1	16	01.304.180.1	1 unit



EAP20076



RAP20034

## Mini Distributor for Knürr Dacobas®

- The mini distributor is based on an extruded aluminium extrusion. T-slots and screw channels are used to mount trade standard installation technology. The mini distributor can be equipped at the front with 3 HU front panel sections. With the adapters on the side, the mini distributor can be mounted on the Knürr Dacobas® desk and workbench system.

### Material / Finish

- Aluminium extrusion, antistatic powder-coated texture, RAL 7035
- Adapter: sheet steel, antistatic powder-coated texture, RAL 7035

### Supply schedule

- 1 Mini distributor extrusion
- 2 Knürr Dacobas® extensions
- 2 Mounting adapters
- Mounting material

### Attention!

To ensure protection against electric shock, empty slots must be covered with front panel sections.

### Note

The appropriate installation components can be found in the accessories catalogue

W	L	HP	Order no.	UP
1140	1105	217	04.211.010.1	1 unit
1710	1675	329	04.211.011.1	1 unit



Knürr Dacobas®

# 19" Cabinets

Technical systems are not installed in large numbers directly in the workstation system for the most diverse reasons, but rather alongside or in a special central technical room.

In order to ensure that furniture system and 19" cabinet system are compatible with each another, Knürr Dacobas®

provides a correspondingly designed 19" range.

Knürr Dacobas® is additionally rounded off by an accessories range, which covers other special applications.



Dimensions in mm: W= Width  
H = Height  
D = Depth  
h = Installation height  
d = Useful depth  
L = Length

HU = Standard height unit, 1 HU = 44.45 mm  
19" = 482.6 mm, (ideal for 19" components in acc. with DIN 41494)  
UP = Unit of packaging

Conversion: 1 inch = 25,4 mm

Replace „x“ with the number of your color choice



## Knürr Dacobas® 19" Cabinets

### Strong points



- 1** Ergonomic locking lever for secure access control
- 2** Closed top cover, top cover with openings for fan trays or cable entry from above
- 3** Easily removable and lockable side panels (Key locks on demand)
- 4** Maximum flexibility grace to adjustable 19" profiles (340 mm - 790 mm in steps of 25 mm)
- 5** Integrated HU markings show equipment's position in the rack
- 6** Preperforated cover panels allow for cable entry or closed bottom as required
- 7** Clean intake air grace to quick changeable filter cassette
- 8** Heavy duty twin castors for 300 kg mobile load rating
- 9** Heavy duty levelling feet for 1000 kg static load rating

#### More advantages:

- Fits seamlessly into a line of Dacobas consoles
- Choose from aluminium T-slot or steel square hole 19"-profiles
- Integrated electrical grounding concept according to VDE 0100
- Knürr T-Slots on all profiles allows to add accessories virtually anywhere
- Doors:
  - Tempered Safety Glass for protection an visual access
  - Perforated for best aeration
  - Plain steel door for best protection
- Loads of accessories



## Knürr Dacobas® 19" Cabinets for Components in Accordance with DIN 41 494

### Technical data

#### Material / Finish

- Cabinet extrusions: extruded aluminium, powder-coated texture
- 19" Extrusions: extruded aluminium (T-Slot) or 1,5 mm Sheetsteel square holes
- Top cover, covers and rear door: sheet steel, powder-coated texture
- Top cover and base frame: sheet steel, powder-coated texture, RAL 7021 graphite black
- Plate feet: plastic

#### External dimensions

- Width 570 (600) mm
- Depth 870 (900) mm
- Height 1298 mm - 2187 mm

#### Colour

- Final digit of order number .1:
- Top cover, covers and rear door: RAL 7035, light-grey
  - Cabinet extrusions: RAL 5008 grey blue
- Final digit of order number .9:
- Top cover, covers and rear door: RAL 7035, light-grey
  - Cabinet extrusions: RAL 7021 dark grey

#### Tests

- Earth, VDE 0100
- Upgrade capability in accordance with protection rating IP 50

#### Configuration

- Stationary with levelling feet
- Mobile on double castors

#### Note

2 Cabinets can be optionally linked-up via 2 daco posts or directly linked via 1 daco post. With direct linking, the internal side panels are not used. Chassis runners and 19" shelves can be installed. Socket strips must be ordered separately.

#### Supply schedule

- 1 Basic rack with 2 side panels, 4 plate feet, 4 cabinet extrusions and 4 19" extrusions with T-slot
- 1 Top cover, closed
- 1 Rear panel closed, lockable

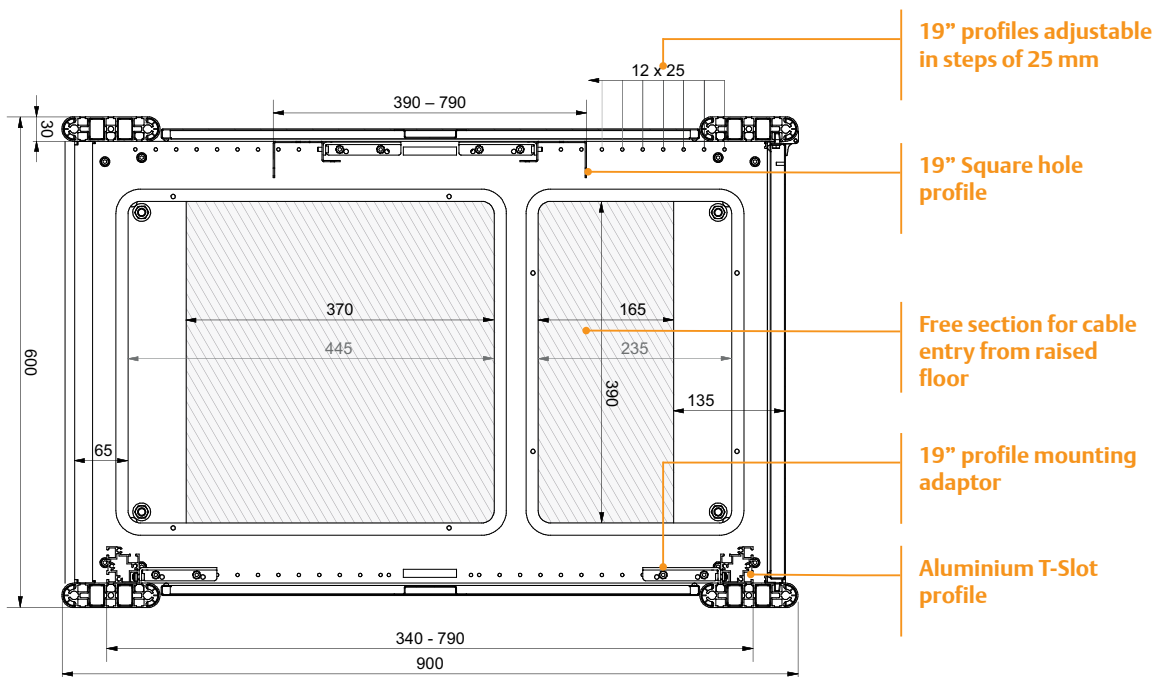
#### How supplied

Fully assembled

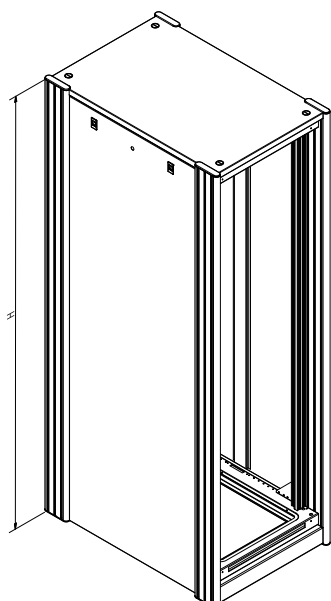
## Knürr Dacobas®-19"-Rack

### 19" Options

- Accepts equipment according to EIA-310 respectively DIN 41 494
- Front and rear 19" profiles are depth adjustable in steps of 25mm
- Base frame available with castors or levelling feet
- Lockable doors with perforation, tempered safety glass or plain
- Ships by default with aluminum T-slot 19"-profiles, also available with steel square hole 19"-profiles
- 4 x 19"-profiles with HU marking for easy installation of equipment
- Removable top cover and side panels
- Doors can be changed from left to right hand opening
- Max. load: 1000 kg (1to) static, 300 kg mobile



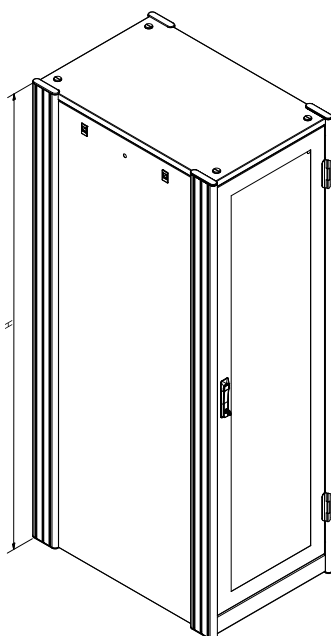




### Knürr Dacobas® 19" Cabinet Type B Without front door, D 870 mm

- For components in accordance with DIN 41 494
- With fixed 19" component on the front and rear
- Foot frame with plate feet or twin castors
- Lockable rear door without perforations
- Cabinet extrusions
- 4 x 19" Extrusions with tape measure for adjusting installed components
- Side panels removable

W	H	D	HU/U	L	d	kg	Model	Order no.	UP
600	1298	870	24	1070	718	75,5	stationary	<b>01.331.000.x</b>	1 unit
600	1431	870	27	1203,3	718	81,0	stationary	<b>01.331.001.x</b>	1 unit
600	1565	870	30	1336,7	718	86,5	stationary	<b>01.331.002.x</b>	1 unit
600	1698	870	33	1470	718	92,0	stationary	<b>01.331.003.x</b>	1 unit
600	1831	870	36	1603,4	718	97,5	stationary	<b>01.331.004.x</b>	1 unit
600	1965	870	39	1736,7	718	103,0	stationary	<b>01.331.005.x</b>	1 unit
600	2187	870	44	1959	718	116,0	stationary	<b>01.331.006.x</b>	1 unit
600	1298	870	24	1070	718	75,5	mobile	<b>01.331.010.x</b>	1 unit
600	1431	870	27	1203,3	718	81,0	mobile	<b>01.331.011.x</b>	1 unit
600	1565	870	30	1336,7	718	86,5	mobile	<b>01.331.012.x</b>	1 unit
600	1698	870	33	1470	718	92,0	mobile	<b>01.331.013.x</b>	1 unit
600	1831	870	36	1603,4	718	97,5	mobile	<b>01.331.014.x</b>	1 unit
600	1965	870	39	1736,7	718	103,0	mobile	<b>01.331.015.x</b>	1 unit
600	2187	870	44	1959	718	116,0	mobile	<b>01.331.016.x</b>	1 unit



### Knürr Dacobas® 19" Cabinet Type B With front door

- For installed components in accordance with DIN 41 494
- With fixed 19" installed component on the front and rear
- Foot frame with plate feet or twin castors
- Lockable rear door without perforations
- Cabinet extrusions
- 4 x 19" Extrusions with tape measure for adjusting installed components
- Side panels removable
- Glass frontdoor

W	H	D	HU/U	L	d	kg	Model	Order no.	UP
600	1298	870	24	1070	718	79	stationary	<b>01.331.040.x</b>	1 unit
600	1431	870	27	1203,3	718	85	stationary	<b>01.331.041.x</b>	1 unit
600	1565	870	30	1336,7	718	91	stationary	<b>01.331.042.x</b>	1 unit
600	1698	870	33	1470	718	97	stationary	<b>01.331.043.x</b>	1 unit
600	1831	870	36	1603,4	718	103	stationary	<b>01.331.044.x</b>	1 unit
600	1965	870	39	1736,7	718	109	stationary	<b>01.331.045.x</b>	1 unit
600	2187	870	44	1959	718	109	stationary	<b>01.331.046.x</b>	1 unit
600	1298	870	24	1070	718	79	mobile	<b>01.331.050.x</b>	1 unit
600	1431	870	27	1203,3	718	85	mobile	<b>01.331.051.x</b>	1 unit
600	1565	870	30	1336,7	718	91	mobile	<b>01.331.052.x</b>	1 unit
600	1698	870	33	1470	718	97	mobile	<b>01.331.053.x</b>	1 unit
600	1831	870	36	1603,4	718	103	mobile	<b>01.331.054.x</b>	1 unit
600	1965	870	39	1736,7	718	109	mobile	<b>01.331.055.x</b>	1 unit
600	2187	870	44	1959	718	109	mobile	<b>01.331.056.x</b>	1 unit

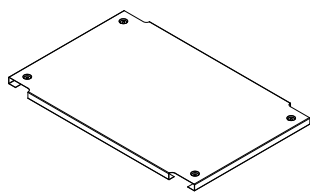
Dimensions in mm: W= Width  
H = Height  
D = Depth  
h = Installation height  
d = Useful depth  
L = Length

HU = Standard height unit, 1 HU = 44.45 mm  
19" = 482.6 mm,  
(ideal for 19" components in acc. with DIN 41494)  
UP = Unit of packaging

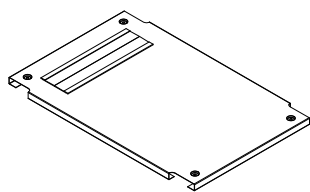
Conversion: 1 inch = 25,4 mm

Replace „x" with the number of your color choice

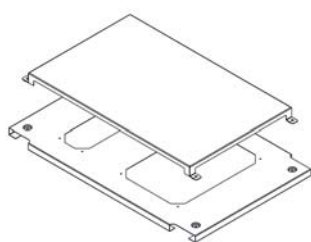




Plain cover



Cable entry



Ventilation dome

## Top Cover plain cover, with cable entry, ventilation dome

- Top cover compatible with Knürr Dacobas® 19" cabinet, depth 870 mm
- Standard accessory or retro fit
- Customized specific designs upon request

### Material / Finish

- Sheet steel, powder-coated texture

### Colour

- Top cover, RAL 7035 light-grey

### Supply schedule

- 1 Top cover
- Mounting material
- Only for version with cable entry:**  
Cable entry
- Only for version with ventilation dome:**  
Ventilation dome


### How supplied

- Pre-assembled

W	H	D	Model	Order no.	UP
570			Plain cover	01.331.110.1	1 unit
570			Cable entry	01.331.111.1	1 unit
570			Ventilation Dome	01.331.112.1	1 unit



LUF20160



LUF20161

## Knürr CoolBlast® Fan Unit for top cover installation constant, thermostat, controlled

- For forced rack cooling
- Suitable for installation at any time in the top cover with ventilation dome
- DC version on request

### Only for controlled version:

- Settable reference temperature (20° to 55°C)
- Speed control, 30 to 100%, with sensor break 100% rotation
- Individual fan monitoring
- Floating common alarm output for excess temperature alarm and fan failure
- Optical status display for O.K., excess temperature and fan failure
- Acoustic warning incl. reset button

### Material

- Housing: Sheet steel, high-grade steel grid

### Finish

- Zinc-passivated
- Only for controlled version:**  
front panel, powder-coated, RAL 7035 light gray

### Characteristic curve for controlled version see below left

### Electrical supply

- 207...253 VAC; 50/60 Hz

### Supply schedule

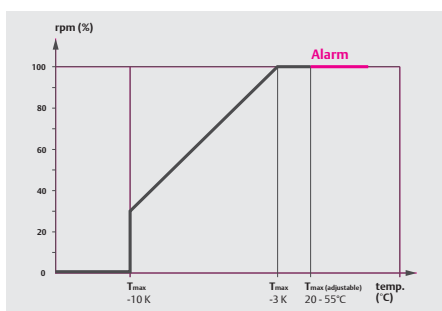
- 1 CoolBlast fan unit®
- 1 mains cable, 3 m with safety plug (230 VAC)
- Mounting material
- Operating instructions
- Only for controlled version:**  
1 sensor cable, 2 m (plug-in)  
1 signal cable, 2 m (plug-in)

### How supplied

- Assembled, wired and tested

### Note

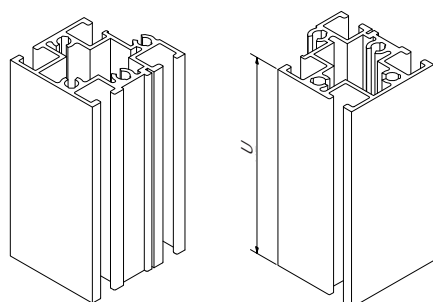
- if applicable please order country specific mains cable



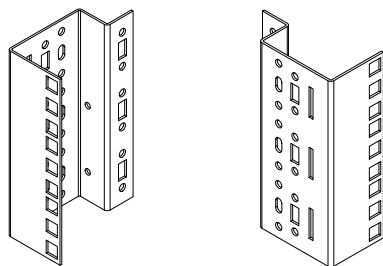
LUF20179

Name	Version	P(W)	$\dot{V}$ (m³/h)	$\Delta P$ (Pa)	p(dB(A))	Order no.	UP
CoolBlastT 230V 2-fan	constant	30	330	74	43,4	03.027.300.1	1 unit
CoolBlastT 230V 3-fan	constant	45	495	74	45,2	03.027.301.1	1 unit
CoolBlastT 230V 6-fan	constant	90	990	74	48,8	03.027.302.1	1 unit
CoolBlastT 230V 2-fan	thermostat	30	330	74	43,4	03.027.310.1	1 unit
CoolBlastT 230V 3-fan	thermostat	45	495	74	45,2	03.027.311.1	1 unit
CoolBlastT 230V 6-fan	thermostat	90	990	74	48,8	03.027.312.1	1 unit
CoolBlastT 230V 3-fan	controlled SP	25	553	68	49,6	03.027.321.1	1 unit
CoolBlastT 230V 6-fan	controlled SP	48	506	68	53,3	03.027.322.1	1 unit
CoolBlastT 230V 3-fan	controlled HP	32	711	173	55,8	03.027.324.1	1 unit
CoolBlastT 230V 6-fan	controlled HP	62	1422	173	59,1	03.027.325.1	1 unit





T-Slot



19"- Square hole

## Knürr Dacabas® Accessories for 19" Cabinet Second mounting level

- For mounting electric components, front panels and mounting panels

### Material

19" Mounting level of extruded aluminium or sheet steel 19" Square Hole (1.5 mm)

### Note

Please note HU count "HU/U" in the figure below when installing a second mounting level

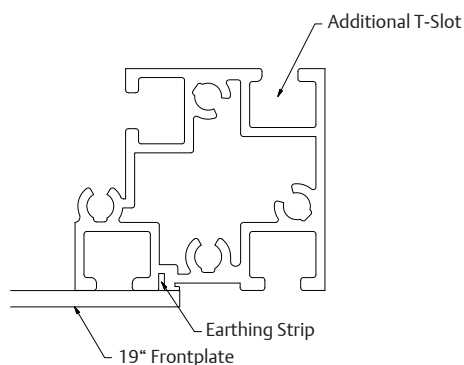
### Supply schedule

2 19" Mounting extrusions with T-slot, polished or sheet steel 19" Square Hole Mounting material

### How supplied

Flat-packed kit

W	HU/U	h	T-Slot	19" Square Hole	UP
482,6 (19")	24	1070,0	01.331.250.9	01.331.260.9	1 set
482,6 (19")	27	1203,3	01.331.251.9	01.331.261.9	1 set
482,6 (19")	30	1336,7	01.331.252.9	01.331.262.9	1 set
482,6 (19")	33	1470,0	01.331.253.9	01.331.263.9	1 set
482,6 (19")	36	1603,4	01.331.254.9	01.331.264.9	1 set
482,6 (19")	39	1736,7	01.331.255.9	01.331.265.9	1 set
482,6 (19")	44	1959,4	01.331.256.9	01.331.266.9	1 set



## Knürr Dacabas® Accessories for 19" Cabinet Earth bar with mounting material, for mounting on the daco extrusion

### Material

Electrolytic copper

### Supply schedule Earthing bar

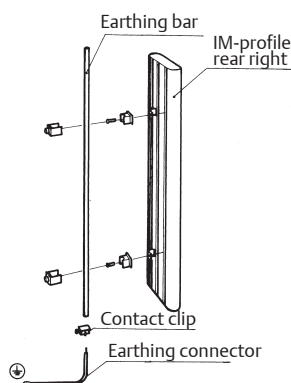
1 Earth bar  
3 Spring nuts, M5  
3 Oval head screws, M5  
3 Retaining clamps for earth bar  
2 Earth strips for front panels  
1 Contact clip  
1 Earth connection

### Supply schedule Earthing kit

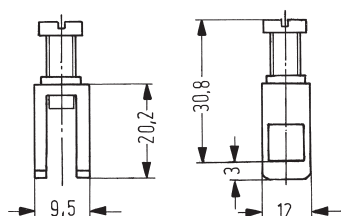
2 Earthing bolts M8x25  
Earthing cables for top cover and side panels

### Supply schedule Earthing kit

4 Levelling feet M12x70



DAC00453

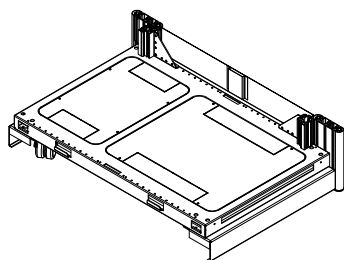


Contact clip

DAC00454

Name	HU/U	L	Order no.	UP
Earthing bar	24	1064	01.322.090.9	1 set
Earthing bar	27	1197	01.322.091.9	1 set
Earthing bar	30	1331	01.322.092.9	1 set
Earthing bar	33	1465	01.322.093.9	1 set
Earthing bar	36	1597	01.322.094.9	1 set
Earthing bar	39	1731	01.322.095.9	1 set
Contact clip			04.000.125.7	20 pcs
Earthing kit			01.331.134.7	1 set
Set levelling feet for transport			01.331.132.7	1 set





## Bottom Cover

### Plain cover, preperforated cut outs for cable entry

- For installation in Dacobas 19" cabinets
- Ships as plain covers
- To allow cable entry, preperforated cut outs can be removed manually

#### Finish / Colour

- Bottom cover: sheet steel, powder-coated texture, RAL 9011, graphite black

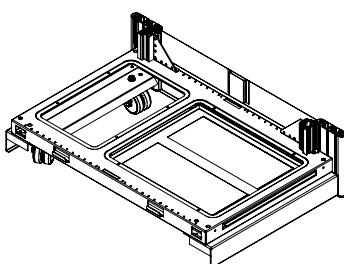
#### Supply schedule

- 1 Front cover
- 1 Rear cover
- Mounting material

#### How supplied

- Flat-packed kit

W	Order no.	UP
600	01.331.125.9	1 Set



## Slide in filter cassette

### Filter cassette with rails

- For installation in Dacobas 19" cabinets
- Filters intake air
- Comfortably removable also with occupied lowest HU
- For installation at rack's front

#### Finish / Colour

- Air filter frame: sheet steel, powder-coated texture, RAL 9011 graphite black

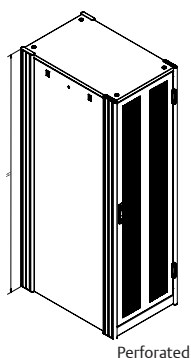
#### Supply schedule

- 1 Slide filter cassette
- 1 Filter mat
- 1 Pair of slide in rails
- Mounting material

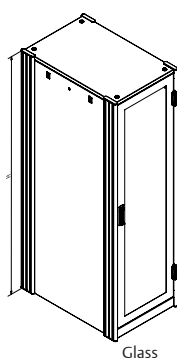
#### How supplied

- Flat-packed kit

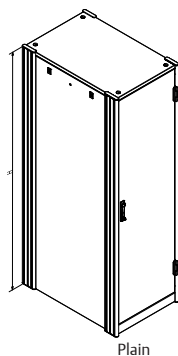
Name	W	Order no.	UP
Slide in filter Cassette	600	01.331.120.9	1 Set
Replacement Filter Mat	600	01.350.140.9	1 Unit



Perforated



Glass



Plain

## Doors

### for Dacobas® 19" Cabinet

- Door comes with ergonomic and lockable locking lever
- Available versions:
  - Plain door
  - Perforated door
  - Glass door (tempered safety glass)
- For installation before shipment or retrofit

#### Material / Surface

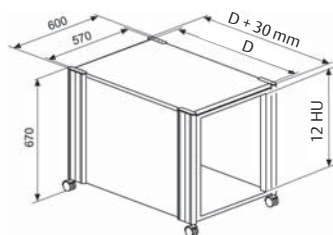
- Door: sheet steel, powdercoated texture RAL 7035 light grey
- Hinges: plastic, RAL 7021 dark grey
- Glass door: Temperature safety glass
- Thickness: 6 mm

#### Supply schedule

- 1 door (plain, perforated or glass)
- 2 hinges
- Mounting material

W	HU	Plain	Perforated	Glass	UP
600	24	01.331.200.1	01.331.210.1	01.331.220.1	1 Unit
600	27	01.331.201.1	01.331.211.1	01.331.221.1	1 Unit
600	30	01.331.202.1	01.331.212.1	01.331.222.1	1 Unit
600	33	01.331.203.1	01.331.213.1	01.331.223.1	1 Unit
600	36	01.331.204.1	01.331.214.1	01.331.224.1	1 Unit
600	39	01.331.205.1	01.331.215.1	01.331.225.1	1 Unit
600	44	01.331.206.1	01.331.216.1	01.331.226.1	1 Unit





DAC00419

## 19" Mobile Cabinet

- For 19" components
- Rear and side panels removable
- Rear panel with vent slots
- ESD version for discharging electrostatic charges

### Material / Finish

- Frame and covers: sheet steel
- Castor coating: black

### Colour combination

- Final digit of order number .1:
- Worktop, rear panel and covers, RAL 7035 light-grey
  - Top and bottom cover: RAL 9011, graphite black
  - Extrusions: RAL 5008, grey blue

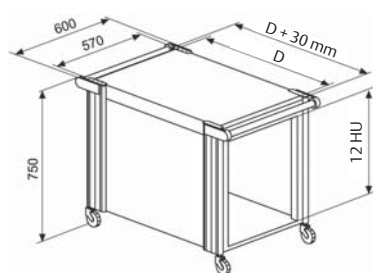
- **Load rating**  
1600 N static

- **Tests**  
IEC 61 340-5-1

- **Supply schedule**  
1 Mobile cabinet

- **How supplied**  
Assembled

W	H	D	ESD	Order no.	UP
		670		01.306.009.1	1 unit
		870		01.306.010.1	1 unit
		870	•	01.366.010.1	1 unit



DAC00418

## 19" Laboratory Trolley

- For 19" components
- Rear and side panels removable
- Rear panel with vent slots
- ESD version for discharging electrostatic charges

### Material / Finish

- Frame and covers: sheet steel
- Castor coating: black
- Handle: extruded aluminium, smooth

- **Colour combination**  
Final digit of order number .1:  
- Worktop, rear panel and covers: RAL 7035 light-grey  
- Top and bottom cover: RAL 9011, graphite black  
- Extrusions: RAL 5008, grey blue

- **Tests**  
IEC 340-5-1

- **Supply schedule**  
1 Laboratory trolley

W	H	D	ESD	Order no.	UP
		670		01.306.013.1	1 unit
		870		01.306.014.1	1 unit
		870	•	01.366.014.1	1 unit

Dimensions in mm: W= Width  
H = Height  
D = Depth  
h = Installation height  
d = Useful depth  
L = Length

HU = Standard height unit, 1 HU = 44.45 mm  
19" = 482.6 mm, (ideal for 19" components in acc. with DIN 41494)  
UP = Unit of packaging

Conversion: 1 inch = 25,4 mm

Replace „x" with the number of your color choice





DAC00483

## Plexiglass Door 12 HU

- Lockable, for 19" pedestal

### Finish

- Frame, black, anodised  
- Plexiglass, umbra 802

### Supply schedule

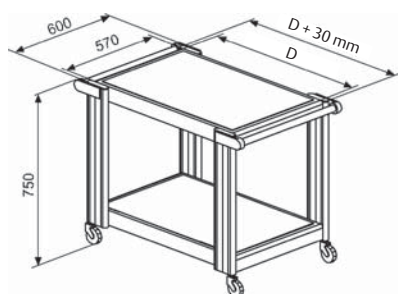
1 Door  
2 Stopper extrusions  
Mounting material

Order no.

UP

01.322.050.9

1 unit



DAC00417

## Knürr Dacobas® Laboratory Trolley

- With 2 lockable castors and 2 swivel castors, castor diameter 75 mm  
- Without rear and side panels  
- With foam rubber mat as cover

### Material

- Legs: extruded aluminium, powdercoated texture  
- Worktop: sheet steel, powder-coated texture  
- Handles: extruded aluminium, smooth

### Finish / Colour

Final digit of order number .1:  
- Worktop: light-grey  
- Legs and handles: RAL 7035 light-grey

### Standards

- DIN 68761 for worktop  
- EN 438 class HGS for coating material  
- DIN 16926 HGS class for high pressure plastic laminate

### ESD Test

IEC 61 340-5-1

### Supply schedule

4 Legs with castors  
2 Surfaces with ESD coating  
2 Tube handles

### How supplied

Assembled

W	H	D	ESD	Order no.	UP
570	750	670		01.306.020.1	1 unit
570	750	870		01.306.021.1	1 unit
570	750	870	•	01.366.021.1	1 unit

## Printer Rack

- Bonded wooden main unit  
- Can be adjusted with 4 levelling screws at the bottom board  
- With cable routing grommet through top board and bottom for raised floor cabling

### Colour

- Main unit and shelf: RAL 7035 light grey  
- Top board: RAL 7035 lightgrey with black edge

W	H	D	Order no.	UP
600	750	600	00.320.210.1	1 unit
1200	750	600	00.320.211.1	1 unit





DAC00407

## Knürr Dacobas® Cable Duct

For tidy and orderly separate cable routing on the Knürr Dacobas® extrusion

**Material**  
Extruded aluminium

**Finish**  
RAL 5008 grey blue

**Supply schedule**  
1 Cable duct  
Mounting material

W	H	D	TH	Model	Order no.	UP
	644		720		01.302.461.1	1 unit
	674		750		01.302.460.1	1 unit
	476			for 2nd working level	01.302.462.1	1 unit



DAC00008


## Knürr Dacobas® Socket Strip Mounting Bracket

- For mounting on the Knürr Dacobas® extrusion and 19" cabinet assembly

**Material**  
Sheet steel  
Finish,  
galvanised zinc, white

**Supply schedule**  
2 Retaining brackets  
Mounting bracket

W	H	D	Order no.	UP
			01.350.425.9	2 units



DAC00413

## Cap set for Knürr Dacobas® extrusion

**Finish**  
RAL 5008 grey blue

**Supply schedule**  
4 Caps, long  
4 Caps, medium

W	H	D	Order no.	UP
			01.350.432.1	4 units



DAC00259

## Eyebolts for Knürr Dacobas® extrusion Load capacity per hook, 600 N (M12 x 35)

**Finish**  
- Cap  
RAL 5008 grey blue  
- Hook, galvanised,  
zinc-white

**Supply schedule**  
4 Eyebolts  
4 Clamping pieces  
4 Caps, middle

W	H	D	Order no.	UP
			01.350.427.1	4 units

Dimensions in mm: W= Width  
H = Height  
D = Depth  
h = Installation height  
d = Useful depth  
L = Length

HU = Standard height unit, 1 HU = 44.45 mm  
19" = 482.6 mm,  
(ideal for 19" components in acc. with DIN 41494)  
UP = Unit of packaging

Conversion: 1 inch = 25,4 mm

Replace „x" with the number of your color choice





MEC20025

## Velcro Strip with Plastic Eyelet

- For mounting non-standard components
- For bundling cables

**Material**  
Polyamide

**Colour**  
Black

**Supply schedule**  
20 Velcro strips

**How supplied**  
Flat-packed kit

W	H	D	L	Order no.	UP
16			300	01.240.550.9	20 units



MEC20154

## Cable Cantilever Girder

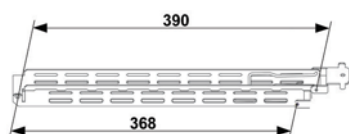
- For simple mounting in rack/on the shelf; quick connecting to and disconnecting from shelf or rack with a spring clip
- Guarantees defined and kink-free cable management
- Minimum space requirement behind the pushed-in shelves, 40 mm

**Material**  
Sheet steel, 1.5 mm, zinc-passivated


**Supply schedule**  
1 cable cantilever girder  
Mounting material

**How supplied**  
Flat-packed kit

W	H	D	Type	Order no.	UP
			2-piece	05.040.096.0	1 unit



MEC88005



MOB00241

## Cable Routing Set

- For cable routing on, for example, the T-slots of the Knürr extrusions

**Supply schedule**  
1 spiral cable  
Mounting material

**How supplied**  
Flat-packed kit

D	L	Model	Order no.	UP
40	500	grey	01.350.543.9	1 unit
20	500	grey	01.350.542.9	1 unit
40	500	black	01.350.545.9	1 unit

**Note:**  
You will find more accessories in our current **accessories catalog**







ELM00025

## Cable Routing Ring


- For tidy and orderly cable management
- Open version, no threading
- Mounting on the T-slots of the vertical extrusions
- Installation position freely selectable

**Material/finish**  
PA 6, GF 10, gray, UL 94-V1

**Supply schedule**  
5 cable routing rings  
Mounting material

**How supplied**  
Flat-packed kit

W	H	D	Model	Order no.	UP
			54 x 118 mm	01.312.207.9	5 units



MEC20158

Type 2



MEC20187

Type 3

MEC20185

Type 4

## Cable Routing Set

- For tidy and orderly cable management
- Dimensions:  
External - 61 mm x 42.5 mm  
Internal - 52 mm x 23 mm

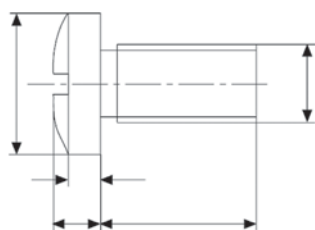
**Material/finish**  
PA 6, GF 30, gray

**Supply schedule**  
10 cable routers

**How supplied**  
Flat-packed kit

**Note**  
Please also order the appropriate mounting material.

Type	Model	Order no.	UP
1	Screw-on	05.040.113.9	10 units
2	Plug-in	05.040.112.9	10 units
3	QuickClamp	00.218.505.0	10 units
4	QuickStrip	00.218.506.0	10 units



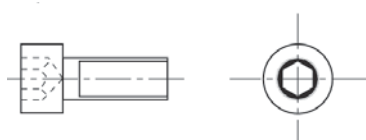
MEC00014

## Oval head screw With Phillips head

- IEC DIN EN ISO 7045

**Supply schedule**  
1 set of 50 units

W	H	D	L	Model	Order no.	UP
			8	M 4 no washer	05.041.607.8	1 set
			8	M 5 no washer	05.041.611.8	1 set
			12	M 4 no washer	05.041.609.8	1 set
			12	M 5 with washer	05.041.613.8	1 set
			16	M 5 with washer	05.041.614.8	1 set
			16	M 6 with washer	05.041.616.8	1 set



MIR00121

## Cylinder screw M6 x 10 self-securing

- Use with spring nuts for chassis runner mounting

**Supply schedule**  
1 set of 100 units

Order no.	UP
01.350.402.9	100 units

## Phillips head screw With washer

Model	Order no.	UP
Thread M6 x 12	01.350.401.9	100 pair

Dimensions in mm: W = Width  
H = Height  
D = Depth  
h = Installation height  
d = Useful depth  
L = Length

HU = Standard height unit, 1 HU = 44.45 mm  
19" = 482.6 mm, (ideal for 19" components in acc. with DIN 41494)  
UP = Unit of packaging

Conversion: 1 inch = 25.4 mm

Replace „x“ with the number of your color choice



Type 1



MEC20129

Type 2



MEC20130

## Front panel mounting kit, T-slot, M5 wide

- For mounting 19" front panels and 19" components

### Supply schedule

#### Type 1:

50 spring nuts, M5 wide  
50 oval head screws, Z-form, M5 x 10

#### Type 2:

50 spring nuts, M5 wide  
50 countersunk screws, M5 x 12  
50 rosettes

### How supplied

Flat-packed kit

W	H	D	Model	Order no.	UP
			Type 1: Z-form screw	05.041.335.9	1 set
			Type 2: Screw+rosette	05.041.340.9	1 set

## Spring nut

- For clipping into T-slots at any position

### Type 1: M5 wide

T-nut size: 10 x 13 mm

### Type 2: M5 narrow

T-nut size: 8 x 13 mm

### Type 3: M6

T-nut size: 10 x 13 mm

### Supply schedule

50 spring nuts

### How supplied

Flat-packed kit

W	H	D	Model	Order no.	UP
			Typ 1: M5 breit	01.350.431.9	1 set
			Typ 2: M5 schmal	05.041.503.9	1 set
			Typ 3: M6	01.350.405.9	1 set

## Oval head screw

- IEC DIN 967

### How supplied

Flat-packed kit

### Supply schedule

50 oval head screws, Z-form

W	H	D	Model	Order no.	UP
			M5 x 10	05.041.330.9	1 set
			M5 x 16	05.041.331.9	1 set
			M6 x 10	05.041.332.9	1 set
			M6 x 16	05.041.333.9	1 set

## Countersunk screw + rosette

- IEC DIN EN ISO 7047

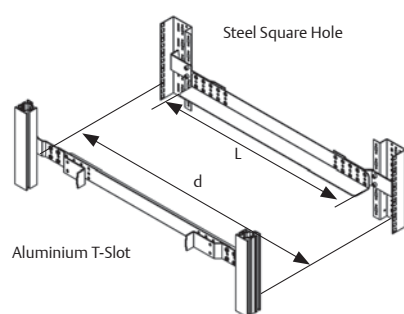
### How supplied

Flat-packed kit

**Supply schedule**  
50 countersunk screws  
50 rosettes

W	H	D	Model	Order no.	UP
			M5 x 12	05.041.203.9	1 set
			M5 x 16	05.041.290.9	1 set





## 19"-Chassis Runners for Dacobas®-Rack

- For Dacobas®-Rack
- Reliable mounting system for 19" slide in equipment
- Comfortably adjustable across 100 mm
- Mounting adaptors for installation with aluminium T-slot, steel square hole or both
- Required for all large and heavy equipment
- Max load of 500N per pair with evenly distributed load

**Material**  
Sheet steel, stamped

**Finish**  
Zincated

**Supply schedule**  
- 2 Chassis runners (choose correct length!)  
- 4 Mounting adaptors (T-Slot, Square Hole or both)  
- Mounting material

d	L	Model	Order no.	UP
290 - 390	200	T-Slot	01.350.970.9	1 set
390 - 490	300	T-Slot	01.350.971.9	1 set
490 - 590	400	T-Slot	01.350.972.9	1 set
590 - 690	500	T-Slot	01.350.973.9	1 set
690 - 790	600	T-Slot	01.350.974.9	1 set
290 - 390	200	Square Hole	01.350.980.9	1 set
390 - 490	300	Square Hole	01.350.981.9	1 set
490 - 590	400	Square Hole	01.350.982.9	1 set
590 - 690	500	Square Hole	01.350.983.9	1 set
690 - 790	600	Square Hole	01.350.984.9	1 set
290 - 390	200	T-Slot and Square Hole	01.350.990.9	1 set
390 - 490	300	T-Slot and Square Hole	01.350.991.9	1 set
490 - 590	400	T-Slot and Square Hole	01.350.992.9	1 set
590 - 690	500	T-Slot and Square Hole	01.350.993.9	1 set
690 - 790	600	T-Slot and Square Hole	01.350.994.9	1 set

Dimensions in mm: W= Width  
H = Height  
D = Depth  
h = Installation height  
d = Useful depth  
L = Length

HU = Standard height unit, 1 HU = 44.45 mm  
19" = 482.6 mm, (ideal for 19" components in acc. with DIN 41494)  
UP = Unit of packaging  
kg = Weight

Conversion: 1 mm = 0.03937 inch  
1 kg = 2.2046 pound

Replace „x“ with the number of your color choice



# WE PUT SPACE TO WORK. WORLDWIDE

Emerson is based in St. Louis, Missouri (USA), and as a leading technology and development specialist provides globally innovative customer solutions to industry, business and consumer markets in the areas of network power supply, process management, industrial automation and thermal management, as well as the corresponding equipment and tools.

The Knürr Technical Furniture manufactures and develops workstations for electronics labs and mobile equipment carriers for healthcare and automotive industries. Furthermore Knürr is the specialist for height adjustable control room workstations.

**[www.emerson.com](http://www.emerson.com)**  
**[www.technical-furniture.com](http://www.technical-furniture.com)**

**Knürr Technical Furniture GmbH**  
Mariakirchener Straße 38  
94424 Arnstorf • Germany  
T +49 8723 28 0  
F +49 8723 28 138  
[furniture@knuerr.com](mailto:furniture@knuerr.com)



While every precaution has been taken to ensure accuracy and completeness in this literature, InterMetro Industries Corporation assumes no responsibility and disclaims all liability for damages resulting from use of this information or for any errors or omissions.

The Emerson Logo is a trademark and a service mark of Emerson Electric Company.  
©2012 Emerson Electric Co.

